

View and Print Your Class Schedule

Once you have completed your registration, you may print your Class Schedule.

The class information includes the last add date, last withdrawal date and the 100% refund date.

Choose Students.

Then choose Academic Profile.

Choose My class schedule.

Note the other choices in

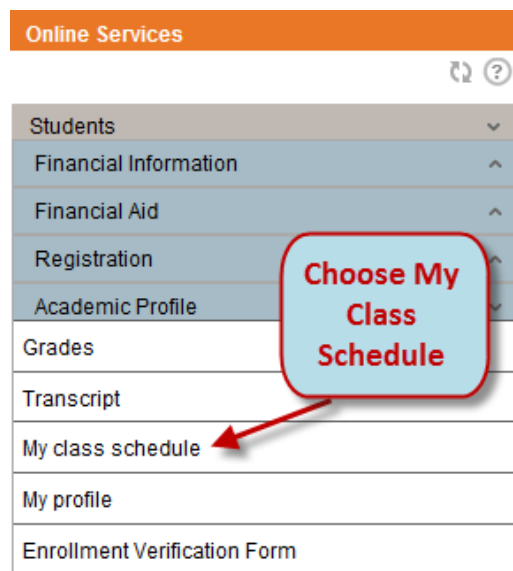
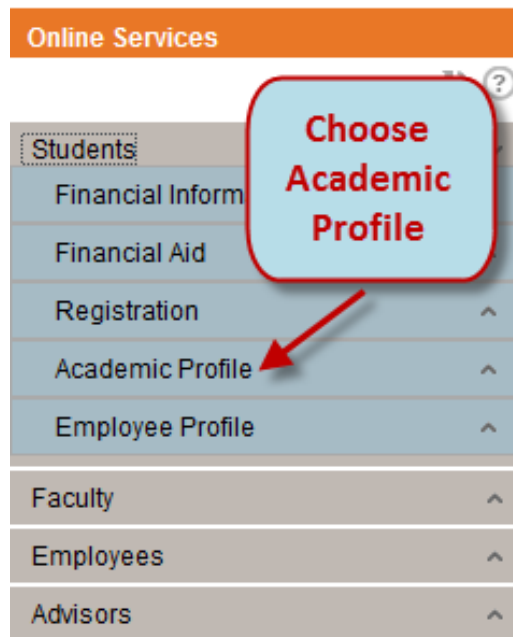
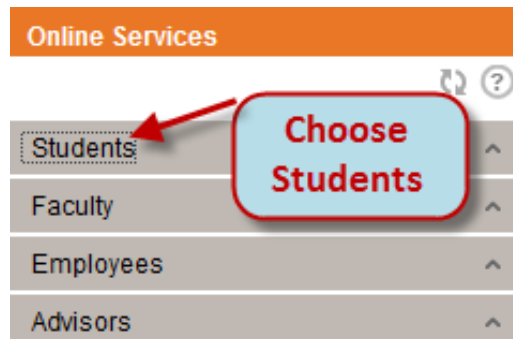
Academic Profile:

Grades

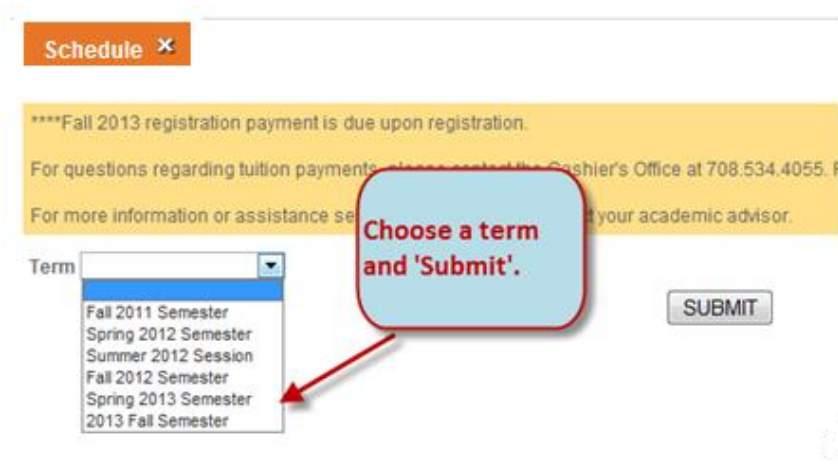
Transcript

My profile

Enrollment Verification Form



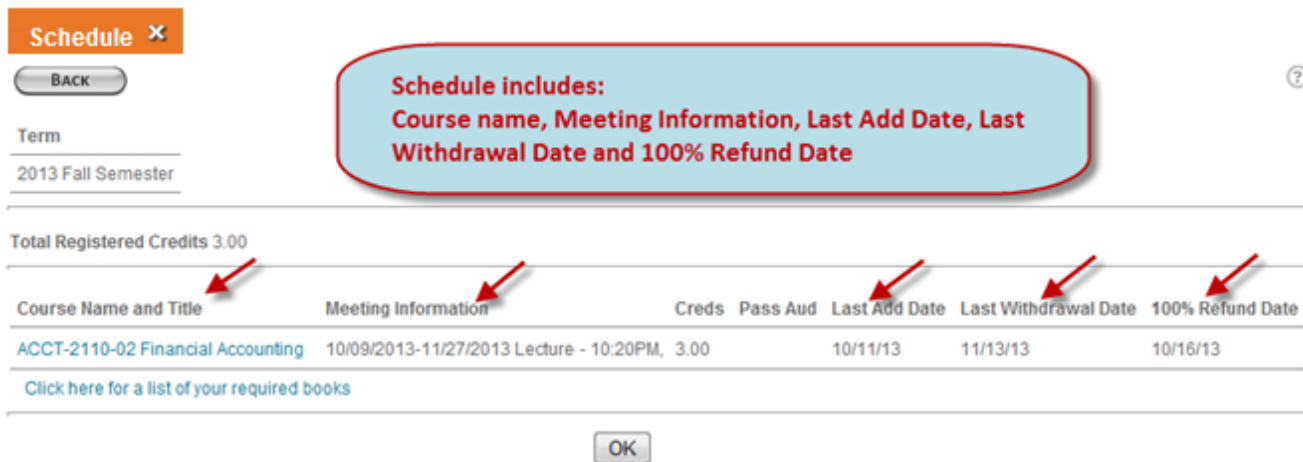
Your Schedule will open in a new window.



Choose a term and click Submit.

Your class schedule for the chosen term will display.

The class information includes the last add date, last withdrawal date and the 100% refund date.



View and Print Your Class Schedule

Once you have completed your registration, you may print your Class Schedule. The class information includes the last add date, last withdrawal date and the 100% refund date.

Choose Students. Then choose Academic Profile. Choose My class schedule. Your Schedule will open in a new window. Choose a term and click Submit. Your class schedule for the chosen term will display. The class information includes the last add date, last withdrawal date and the 100% refund date.