

**GOVERNORS STATE UNIVERSITY FOUNDATION
UNIVERSITY PARK, ILLINOIS**

**FINANCIAL STATEMENTS
JUNE 30, 2025**

GOVERNORS STATE UNIVERSITY FOUNDATION

Financial Statements

For the Year Ended June 30, 2025

TABLE OF CONTENTS

	<u>Page(s)</u>
INDEPENDENT AUDITOR’S REPORT	1 - 2
Management’s Discussion and Analysis.....	3 - 11
FINANCIAL STATEMENTS	
Statement of Net Position	12
Statement of Revenues, Expenses, and Changes in Net Position	13
Statement of Cash Flows	14 - 15
Notes to Financial Statements	16 - 28



Certified Public Accountants & Consultants

200 East Court Street • Suite 608 • Kankakee, IL 60901
815.933.1771 • fax: 815.933.1163

INDEPENDENT AUDITOR'S REPORT

Board of Directors
Governors State University Foundation

Opinion

We have audited the accompanying financial statements of the business-type activities of Governors State University Foundation, a component unit of Governors State University and the State of Illinois, as of and for the year ended June 30, 2025, and the related notes to the financial statements, which collectively comprise Governors State University Foundation's basic financial statements as listed in the table of contents.

In our opinion, the financial statements referred to above present fairly, in all material respects, the business-type activities of Governors State University Foundation, as of June 30, 2025, and the respective changes in financial position and cash flows thereof for the year then ended in accordance with accounting principles generally accepted in the United States of America.

Basis for Opinion

We conducted our audit in accordance with auditing standards generally accepted in the United States of America. Our responsibilities under those standards are further described in the Auditor's Responsibilities for the Audit of the Financial Statements section of our report. We are required to be independent of Governors State University Foundation and to meet our other ethical responsibilities, in accordance with the relevant ethical requirements relating to our audit. We believe that the audit evidence we have obtained is sufficient and appropriate to provide a basis for our audit opinion.

Responsibilities of Management for the Financial Statements

Management is responsible for the preparation and fair presentation of the financial statements in accordance with accounting principles generally accepted in the United States of America, and for the design, implementation, and maintenance of internal control relevant to the preparation and fair presentation of financial statements that are free from material misstatement, whether due to fraud or error.

In preparing the financial statements, management is required to evaluate whether there are conditions or events, considered in the aggregate, that raise substantial doubt about Governors State University Foundation's ability to continue as a going concern for twelve months beyond the financial statement date, including any currently known information that may raise substantial doubt shortly thereafter.

Auditor's Responsibilities for the Audit of the Financial Statements

Our objectives are to obtain reasonable assurance about whether the financial statements as a whole are free from material misstatement, whether due to fraud or error, and to issue an auditor's report that includes our opinion. Reasonable assurance is a high level of assurance but is not absolute assurance and therefore is not a guarantee that an audit conducted in accordance with generally accepted auditing standards will always detect a material misstatement when it exists. The risk of not detecting a material misstatement resulting from fraud is higher than for one resulting from error,

as fraud may involve collusion, forgery, intentional omissions, misrepresentations, or the override of internal control. Misstatements are considered material if there is a substantial likelihood that, individually or in the aggregate, they would influence the judgment made by a reasonable user based on the financial statements.

In performing an audit in accordance with generally accepted auditing standards, we:

- Exercise professional judgment and maintain professional skepticism throughout the audit.
- Identify and assess the risks of material misstatement of the financial statements, whether due to fraud or error, and design and perform audit procedures responsive to those risks. Such procedures include examining, on a test basis, evidence regarding the amounts and disclosures in the financial statements.
- Obtain an understanding of internal control relevant to the audit in order to design audit procedures that are appropriate in the circumstances, but not for the purpose of expressing an opinion on the effectiveness of Governors State University Foundation's internal control. Accordingly, no such opinion is expressed.
- Evaluate the appropriateness of accounting policies used and the reasonableness of significant accounting estimates made by management, as well as evaluate the overall presentation of the financial statements.
- Conclude whether, in our judgment, there are conditions or events, considered in the aggregate, that raise substantial doubt about Governors State University Foundation's ability to continue as a going concern for a reasonable period of time.

We are required to communicate with those charged with governance regarding, among other matters, the planned scope and timing of the audit, significant audit findings, and certain internal control-related matters that we identified during the audit.

Report on Summarized Comparative Information

We have previously audited Governors State University Foundation's June 30, 2024 financial statements, and we expressed an unmodified audit opinion on those financial statements in our report dated February 28, 2025. In our opinion, the summarized comparative information presented herein as of and for the year ended June 30, 2024, is consistent, in all material respects, with the audited financial statements from which it has been derived.

Required Supplementary Information

Accounting principles generally accepted in the United States of America require that the management's discussion and analysis be presented to supplement the basic financial statements. Such information is the responsibility of management and, although not a part of the basic financial statements, is required by the Governmental Accounting Standards Board, who considers it to be an essential part of financial reporting for placing the basic financial statements in an appropriate operational, economic, or historical context. We have applied certain limited procedures to the required supplementary information in accordance with auditing standards generally accepted in the United States of America, which consisted of inquiries of management about the methods of preparing the information and comparing the information for consistency with management's responses to our inquiries, the basic financial statements, and other knowledge we obtained during our audit of the basic financial statements. We do not express an opinion or provide any assurance on the information because the limited procedures do not provide us with sufficient evidence to express an opinion or provide any assurance.



Kankakee, Illinois
January 29, 2026

GOVERNORS STATE UNIVERSITY FOUNDATION

Management's Discussion and Analysis
For the Year Ended June 30, 2025

This document presents management's discussion and analysis of the financial performance of the Governors State University Foundation (Foundation) during the Fiscal Year Ended June 30, 2025. This discussion should be read in conjunction with the financial statements and footnotes. The financial statements, footnotes and this discussion are the responsibility of the Foundation's management.

Reporting Entity

The Governors State University Foundation, a not-for-profit corporation, is considered to be a component unit of the State of Illinois and Governors State University (University or GSU), as defined by the Governmental Accounting Standards Board (GASB) Statement No. 39. This Statement defines component units as organizations where the "substance and significance of the relationship between the organization and the primary government (or its component units) would be such that the exclusion of that organization from the reporting entity's financial statements would render those statements misleading or incomplete." Accordingly, the Foundation is included in the University's financial statements as a discrete component unit.

The Governors State University Foundation was incorporated in 1969, under the laws of the State of Illinois, as a not-for-profit organization. The Foundation's purpose is to assist and support the University's educational and cultural mission through encouraging philanthropic gifts of money, property, works of art and other materials having educational, artistic or historical value. These gifts are to be administered with the primary objective of serving purposes other than those for which the State of Illinois ordinarily makes sufficient appropriations to the University.

Using the Annual Report

These financial statements are prepared in accordance with the guidance found in the statements issued by the GASB. These statements focus on the financial condition of the Foundation, the results of operations and cash flows of the Foundation as a whole.

As prescribed by GASB, the annual report includes three financial statements: the Statement of Net Position, the Statement of Revenues, Expenses, and Changes in Net Position, and the Statement of Cash Flows. The accompanying notes to the financial statements provide more detailed information regarding the items presented on the face of the financial statements. An explanation of the financial statement presentation follows.

The Statement of Net Position reflects the assets and liabilities of the Foundation using the accrual basis of accounting and presents the financial position of the Foundation at a specified point in time. The difference between total assets and total liabilities, known as net position, is one indicator of the current financial condition of the Foundation. The increase or decrease in net position that occurs over time indicates the improvement or erosion of the Foundation's financial condition.

GOVERNORS STATE UNIVERSITY FOUNDATION

Management's Discussion and Analysis
For the Year Ended June 30, 2025

Using the Annual Report (*continued*)

The Statement of Revenues, Expenses, and Changes in Net Position presents the revenues earned and expenses incurred during the fiscal year. Revenues and expenses are reported as either operating or non-operating. Under this reporting model, certain grants, the GSU budget allocation (in-kind support) and other revenues are reported as operating revenue, and gifts to the Foundation and investment income are considered non-operating revenue.

Additionally, payments for scholarships, grants to the University and the GSU budget allocation (in-kind expense) are treated as operating expenses.

The Statement of Cash Flows presents information related to cash inflows and outflows summarized by operating, noncapital financing, capital financing and investing activities.

Financial Highlights

The Foundation's financial position increased during the Fiscal Year Ended June 30, 2025. Total net position increased by \$31 thousand (0.35%) from June 30, 2024. This increase was mostly attributable to favorable market returns on investments, a decline in contributions and an increase in expenses. Net investment in capital assets showed a minimal increase of \$594; nonexpendable restricted net position (permanent endowments) increased by \$158 thousand; expendable restricted net position decreased by \$77 thousand; and unrestricted net position decreased by \$50 thousand.

Condensed Statement of Net Position

	As of June 30,		
	2025	2024*	Change
ASSETS			
Current assets	\$ 509,988	\$ 648,935	\$ (138,947)
Non-current assets	9,215,661	9,000,895	214,766
Total assets	9,725,649	9,649,830	75,819
LIABILITIES			
Current liabilities	547,192	433,133	114,059
Non-current liabilities	72,622	142,186	(69,564)
Total liabilities	619,814	575,319	44,495
NET POSITION			
Net investment in capital assets	2,447,065	2,446,471	594
<i>Restricted for</i>			
Nonexpendable	3,702,766	3,544,345	158,421
Expendable	2,950,670	3,028,014	(77,344)
Unrestricted	5,334	55,681	(50,347)
Net position	<u>\$ 9,105,835</u>	<u>\$ 9,074,511</u>	<u>\$ 31,324</u>

* A correction was made to the Fiscal Year 2024 restricted net position. See footnote #1 for details.

GOVERNORS STATE UNIVERSITY FOUNDATION

Management's Discussion and Analysis
For the Year Ended June 30, 2025

Condensed Statement of Net Position *(continued)*

At June 30, 2025 total current assets of \$510 thousand consisted of cash and cash equivalents; and total non-current assets of \$9.22 million consisted of \$6.63 million of investments, and \$2.59 million of net capital assets. The \$76 thousand increase in total assets between 2025 and 2024 was primarily attributable to a \$281 thousand increase in investments resulting from favorable market returns and a \$30 thousand capital contribution. This gain was partially offset by a (\$139) thousand decrease in cash and cash equivalents, which resulted from lower contributions received and vendor payments being processed through the Foundation's operating account. In addition, total assets were reduced by \$66 thousand in net capital assets as the Foundation recognized \$96 thousand of depreciation on its subscription-based information technology arrangements, offset by the \$30 thousand capital contribution.

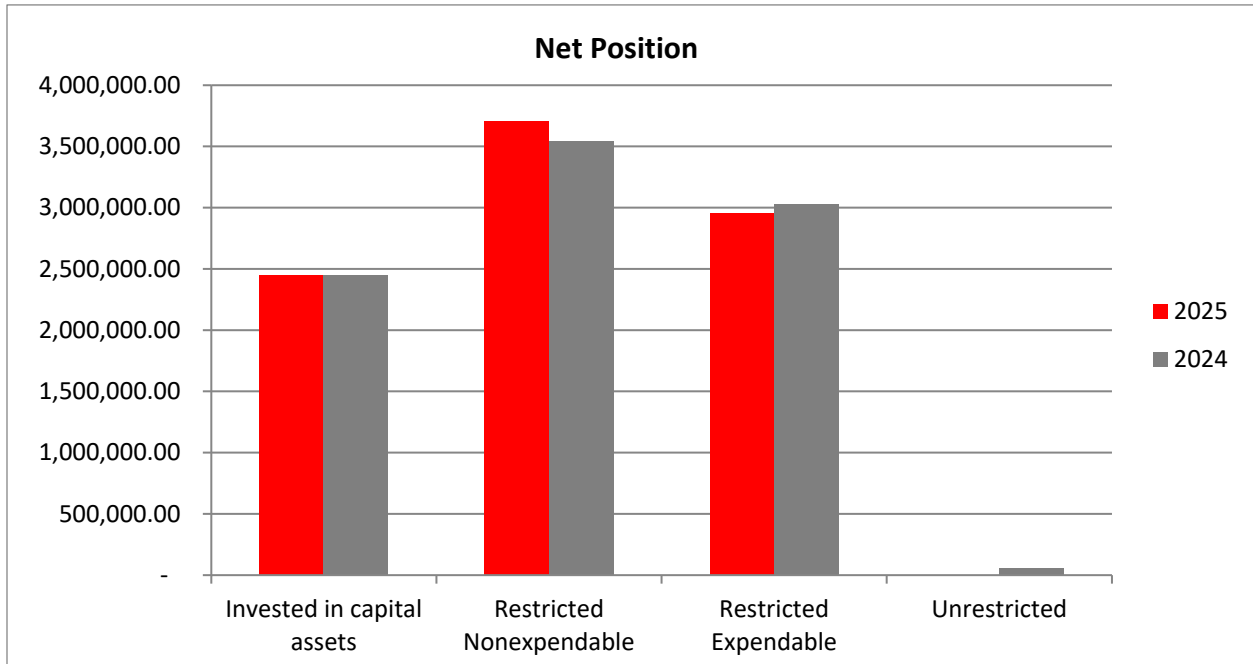
The Foundation's liabilities at June 30, 2025, total \$620 thousand owed to the University and vendors.

The Foundation's current assets of \$510 thousand were sufficient to meet near-term operating needs; however, they remained below current liabilities of \$547 thousand. This resulted in a current ratio of 0.93, indicating the Foundation held \$0.93 in current assets for every \$1.00 in current liabilities as of June 30, 2025.

The Foundation's total net position at June 30, 2025, totaled approximately \$9.11 million, a \$31 thousand increase over total net position at June 30, 2024. Net position classified as "net investment in capital assets", which represents the sculptures and works of art owned by the Foundation and other capital assets reduced by accumulated depreciation and the related debt from acquisition and had a minimal increase of \$594 during fiscal year. Net position classified as "restricted, nonexpendable (permanent endowments)" increased by \$158 thousand due to endowment gifts received during Fiscal Year 2025. Net position classified as "restricted, expendable" decreased by \$77 thousand, primarily due to lower restricted contributions and higher expenses for university support and scholarships. Net position classified as unrestricted decreased by \$50 thousand, reflecting reduced unrestricted contributions and fewer fundraising events during Fiscal Year 2025.

GOVERNORS STATE UNIVERSITY FOUNDATION
Management's Discussion and Analysis
For the Year Ended June 30, 2025

Condensed Statement of Net Position *(continued)*



GOVERNORS STATE UNIVERSITY FOUNDATION

Management's Discussion and Analysis

For the Year Ended June 30, 2025

Condensed Statement of Revenues, Expenses, and Changes in Net Position

	For the Years Ended June 30,		Changes
	2025	2024	
OPERATING REVENUES AND EXPENSES			
Operating revenues	\$ 604,988	\$ 568,703	\$ 36,285
Operating expenses	2,120,189	1,791,359	328,830
Operating loss	(1,515,201)	(1,222,656)	(292,545)
NON-OPERATING REVENUES			
Contributions	698,567	1,107,757	(409,190)
Investment income (loss)	666,454	783,611	(117,157)
Interest expense	(6,917)	(11,228)	4,311
Non-operating revenues (loss)	1,358,104	1,880,140	(522,036)
Gain (loss) before other revenues	(157,097)	657,484	(814,581)
Additions to permanent endowments – contributions	158,421	157,307	1,114
Additions to capital assets-contributions	30,000	-	30,000
Total other revenues	188,421	157,307	31,114
Change in net position	31,324	814,791	(783,467)
Total net position, beginning of year	9,074,511	8,259,720	814,791
Total net position, end of year	\$ 9,105,835	\$ 9,074,511	\$ 31,324

Operating Revenues

Total operating revenues were \$605 thousand and \$569 thousand for the years ended June 30, 2025, and 2024, respectively. The increase of \$36 thousand was mostly due to the increase in grants received by the Foundation offset by a decrease in the budget allocation from the University during Fiscal Year 2025.

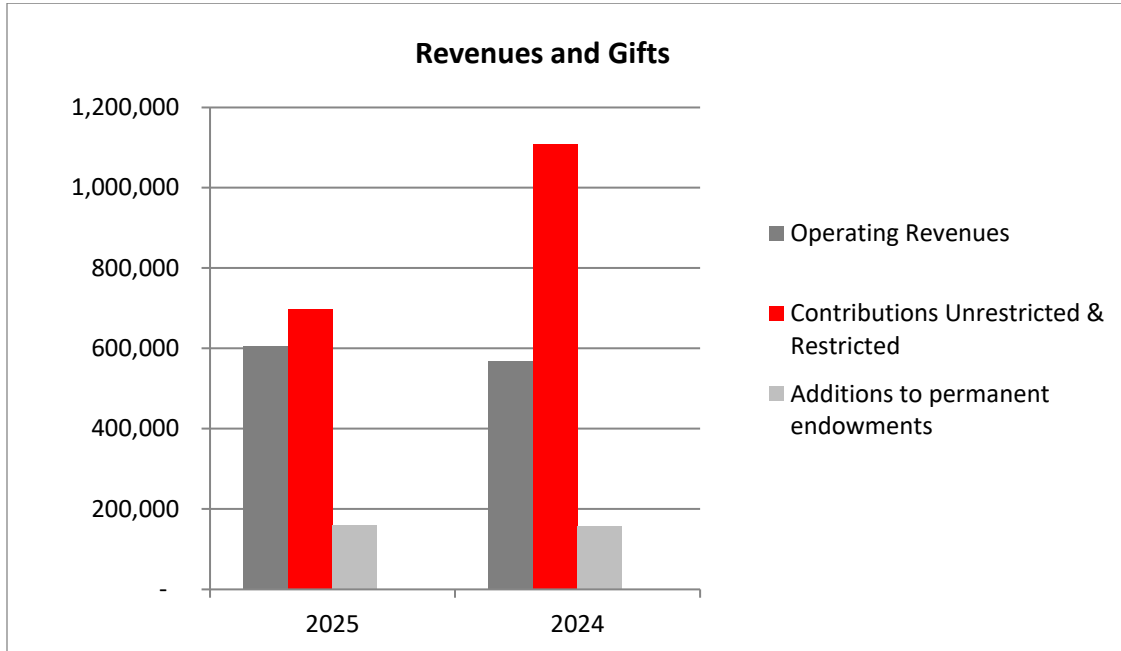
Gifts

The Foundation receives gifts from many sources and for different purposes. Gifts that are unrestricted or restricted expendable for a specific purpose are reported as Contributions in the non-operating section of the financial statements. Additions to permanent endowments for scholarships or to support programs and departments are shown after the non-operating section of the statement as are any capital assets contributed.

During Fiscal Year 2025, there was a total of \$699 thousand in unrestricted and restricted-expendable gifts, \$30 thousand in capital contributions, and \$158 thousand in additions to permanent endowments.

GOVERNORS STATE UNIVERSITY FOUNDATION
Management's Discussion and Analysis
For the Year Ended June 30, 2025

Condensed Statement of Revenues, Expenses, and Changes in Net Position (Continued)



GOVERNORS STATE UNIVERSITY FOUNDATION

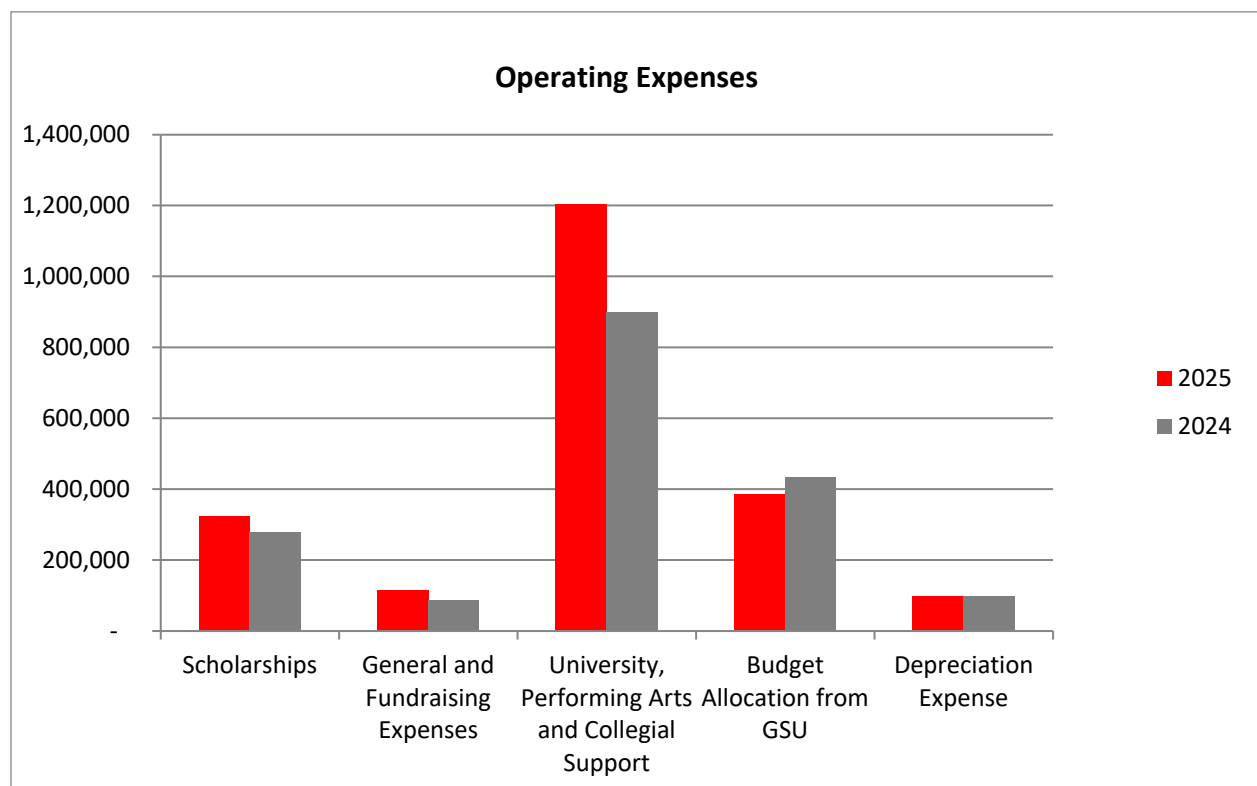
Management's Discussion and Analysis

For the Year Ended June 30, 2025

Condensed Statement of Revenues, Expenses, and Changes in Net Position (Continued)

Operating Expenses

Total operating expenses for Fiscal Year 2025 totaled \$2.12 million. Of this amount, \$322 thousand, or 15.2%, was awarded in scholarships to students for tuition and fees; \$114 thousand, or 5.4%, was for general and fundraising expenses; \$1.20 million, or 56.6%, supported University functions; \$385 thousand, or 18.2%, was for in-kind expenses covered by the University; and \$96 thousand, or 4.5%, was for depreciation expense.



GOVERNORS STATE UNIVERSITY FOUNDATION

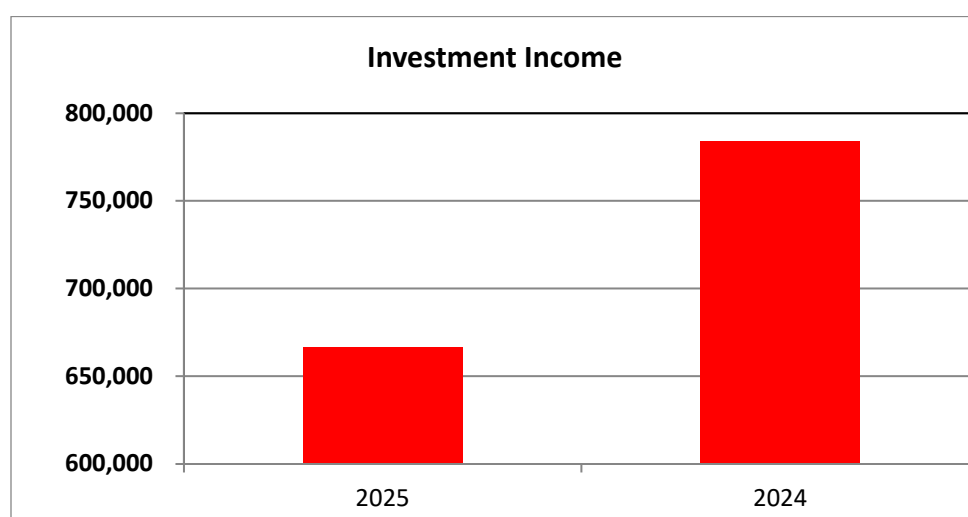
Management's Discussion and Analysis

For the Year Ended June 30, 2025

Condensed Statement of Revenues, Expenses, and Changes in Net Position *(Continued)*

Other

Along with contributions, non-operating revenues include investment income (loss). Investment income for Fiscal Year 2025 was \$666 thousand, a decrease of \$117 thousand from \$783 thousand in Fiscal Year 2024, reflecting favorable but steady market conditions that produced positive returns but fell short of the prior year's stronger gains.



The Foundation also recognizes interest expense as a result of its GASB Statement No. 96, *Subscription-Based Information Technology Arrangements*.

Condensed Statement of Cash Flows

	For the Years Ended June 30,	
	2025	2024
Net cash used in operating activities	\$ (1,306,583)	\$ (974,196)
Cash provided by noncapital financing activities	856,988	1,265,064
Cash used in capital financing activities	(75,000)	(199,998)
Net cash provided by investing activities	385,648	153,738
Cash increase (decrease)	(138,947)	244,608
Cash - beginning of year	648,935	404,327
Cash - end of year	\$ 509,988	\$ 648,935

GOVERNORS STATE UNIVERSITY FOUNDATION

Management's Discussion and Analysis

For the Year Ended June 30, 2025

Condensed Statement of Cash Flows *(continued)*

For Fiscal Year 2025, the sources of funds included in operating activities are grants and contracts of \$198 thousand and operating revenues of \$22 thousand. The uses of funds included in operating activities are general and operating expenses of \$1.20 million and scholarships of \$322 thousand. The sources of funds included in noncapital financing activities are contributions. The uses of funds included in capital financing activities are principal and interest payments on subscriptions payable of \$67 thousand and \$8 thousand, respectively. The sources of funds included in investing activities are proceeds from sales and maturities of investment securities of \$3.07 million and interest and dividend income of \$138 thousand. The uses of funds included in investing activities are investment management fees of \$69 thousand and purchase of investment securities of \$2.75 million.

The Foundation's Future

The Foundation operates with the purpose of supporting the University's mission of providing high-quality affordable education to a diverse population of students. This support includes scholarships to students and support of academic and cultural initiatives. To fulfill its purpose, the Foundation is pursuing a higher level of engagement with constituents at a greater frequency. The Foundation's strategy includes:

- Engaging alumni through personal and professional networks and workplace initiatives.
 - Engaging Faculty Emeriti to build faster relationships with alumni.
 - Establishing an Alumni Champion Society for our most successful alumni.
 - Hosting receptions with the themes of College Programs to attract same-minded alumnus.
- Connecting with stakeholders via social media, such as Twitter, Facebook, and LinkedIn.
- Enhancing corporate and foundation partnerships.
- Cultivating current students as future alumni.
- Implementation of a new Customer Relationship Management (CRM) system to enhance fundraising efforts and alumni engagement.
- In collaboration with GSU Office of Financial Aid, installation of a new scholarship software that will enhance efficiency and awareness of scholarships available to GSU students.

GOVERNORS STATE UNIVERSITY FOUNDATION

Statement of Net Position

As of June 30, 2025

(With Comparative Totals as of June 30, 2024)

	<u>2025</u>	<u>2024</u>
ASSETS		
<i>Current assets</i>		
Cash and cash equivalents	\$ 509,988	\$ 648,935
Total current assets	<u>509,988</u>	<u>648,935</u>
<i>Non-current assets</i>		
Investments	6,626,411	6,345,605
Capital assets	2,945,340	2,915,340
Accumulated depreciation	<u>(356,090)</u>	<u>(260,050)</u>
Total non-current assets	<u>9,215,661</u>	<u>9,000,895</u>
Total assets	<u>9,725,649</u>	<u>9,649,830</u>
LIABILITIES		
<i>Current liabilities</i>		
Accounts payable	76,138	112,717
Subscriptions payable	69,563	66,633
Due to GSU	<u>401,491</u>	<u>253,783</u>
Total current liabilities	<u>547,192</u>	<u>433,133</u>
<i>Non-current liabilities</i>		
Subscriptions payable	<u>72,622</u>	<u>142,186</u>
Total non-current liabilities	<u>72,622</u>	<u>142,186</u>
Total liabilities	<u>619,814</u>	<u>575,319</u>
NET POSITION		
Net investment in capital assets	2,447,065	2,446,471
<i>Restricted for</i>		
Nonexpendable	3,702,766	3,544,345
Expendable (scholarships and University support)	2,950,670	3,028,014
Unrestricted	<u>5,334</u>	<u>55,681</u>
Total net position	<u>\$ 9,105,835</u>	<u>\$ 9,074,511</u>

The accompanying notes are an integral part of these financial statements.

GOVERNORS STATE UNIVERSITY FOUNDATION
Statement of Revenues, Expenses, and Changes in Net Position
For the Year Ended June 30, 2025
(With Comparative Totals for the Year Ended June 30, 2024)

	<u>2025</u>	<u>2024</u>
OPERATIONS		
<i>Revenues</i>		
Grants and contracts	\$ 198,248	\$ 127,500
Budget allocation from GSU	385,120	432,485
Other operating revenues	<u>21,620</u>	<u>8,718</u>
Total operating revenues	<u>604,988</u>	<u>568,703</u>
<i>Expenses</i>		
Scholarships	321,899	277,113
General and fundraising expenses	114,229	86,982
Collegial support	2,081	2,440
University support	1,200,820	896,299
Budget allocation from GSU	385,120	432,485
Depreciation expense	<u>96,040</u>	<u>96,040</u>
Total operating expenses	<u>2,120,189</u>	<u>1,791,359</u>
Operating loss	<u>(1,515,201)</u>	<u>(1,222,656)</u>
NON-OPERATING REVENUES		
Contributions	698,567	1,107,757
Investment income	666,454	783,611
Interest expense	<u>(6,917)</u>	<u>(11,228)</u>
Net non-operating revenues	<u>1,358,104</u>	<u>1,880,140</u>
Gain (loss) before other revenues, expenses, gains and losses	<u>(157,097)</u>	<u>657,484</u>
OTHER REVENUES, EXPENSES, GAINS AND LOSSES		
Additions to permanent endowments-contributions	158,421	157,307
Additions to Capital Assets-contributions	<u>30,000</u>	<u>-</u>
Total other revenues, expenses, gains and losses	<u>188,421</u>	<u>157,307</u>
Change in net position	31,324	814,791
Total net position, beginning of year	<u>9,074,511</u>	<u>8,259,720</u>
Total net position, end of year	<u><u>\$ 9,105,835</u></u>	<u><u>\$ 9,074,511</u></u>

The accompanying notes are an integral part of these financial statements.

GOVERNORS STATE UNIVERSITY FOUNDATION

Statement of Cash Flows

For the Year Ended June 30, 2025

(With Comparative Totals for the Year Ended June 30, 2024)

	<u>2025</u>	<u>2024</u>
CASH FLOWS FROM OPERATING ACTIVITIES		
Grants and contracts	\$ 198,248	\$ 127,500
Operating revenues	21,620	8,718
General and operating expenses	(1,204,552)	(833,301)
Payments of scholarships	(321,899)	(277,113)
Net cash used in operating activities	<u>(1,306,583)</u>	<u>(974,196)</u>
CASH FLOWS FROM NONCAPITAL FINANCING ACTIVITIES		
Contributions	698,567	1,107,757
Contributions for permanent endowments	158,421	157,307
Cash provided by noncapital financing activities	<u>856,988</u>	<u>1,265,064</u>
CASH FLOWS FROM CAPITAL FINANCING ACTIVITIES		
Purchases of capital assets	-	(55,800)
Principal payments on subscription payable	(66,634)	(131,657)
Interest payments on subscription payable	(8,366)	(12,541)
Cash used in capital financing activities	<u>(75,000)</u>	<u>(199,998)</u>
CASH FLOWS FROM INVESTING ACTIVITIES		
Proceeds from sales and maturities of investment securities	3,068,613	2,495,142
Interest and dividend income	137,911	137,734
Investment management fees	(69,449)	(60,811)
Purchase of investment securities	(2,751,427)	(2,418,327)
Net cash provided by investing activities	<u>385,648</u>	<u>153,738</u>
Cash and cash equivalents increase (decrease)	(138,947)	244,608
Cash and cash equivalents - beginning of year	648,935	404,327
Cash and cash equivalents - end of year	<u>\$ 509,988</u>	<u>\$ 648,935</u>
RECONCILIATION OF OPERATING LOSS TO NET CASH USED IN OPERATING ACTIVITIES		
Operating loss	\$ (1,515,201)	\$ (1,222,656)
<i>Adjustments used to reconcile operating loss to net cash used in operating activities:</i>		
Depreciation expense	96,040	96,040
Changes in assets and liabilities:		
Accounts payable	(35,130)	34,674
Due to GSU	147,708	117,746
Net cash used in operating activities	<u>\$ (1,306,583)</u>	<u>\$ (974,196)</u>

The accompanying notes are an integral part of these financial statements.

GOVERNORS STATE UNIVERSITY FOUNDATION
Statement of Cash Flows
For the Year Ended June 30, 2025
(With Comparative Totals for the Year Ended June 30, 2024)

	<u>2025</u>	<u>2024</u>
NONCASH CAPITAL FINANCING AND INVESTING ACTIVITIES INCLUDED IN CHANGE IN NET POSITION		
Unrealized gain on investments	<u>\$ 64,418</u>	<u>\$ 221,246</u>
Donations of capital assets	<u>\$ 30,000</u>	<u>\$ -</u>

The accompanying notes are an integral part of these financial statements.

GOVERNORS STATE UNIVERSITY FOUNDATION

Notes to Financial Statements

Year Ended June 30, 2025

NOTE 1 SUMMARY OF SIGNIFICANT ACCOUNTING POLICIES

Financial Reporting Entity

Governors State University Foundation (Foundation) was incorporated as a not-for-profit organization in June 1969. The Foundation provides support services to Governors State University (University) to assist the University in achieving its educational, research, and service goals. During Fiscal Year 2011, the Governors State University Alumni Association's (Alumni Association) Board of Directors voted to terminate the Alumni Association as a separate charitable organization. The net assets and activities of the Alumni Association were transferred to and assumed by the Foundation.

The Foundation follows Governmental Accounting Standards Board (GASB) Statement No. 61, *The Financial Reporting Entity: Omnibus an Amendment of GASB Statements No. 14 and No. 34*. These GASB statements provided criteria for determining whether certain organizations should be reported as component units based on the nature and significance of their relationship with a primary government. The Foundation is reported as a component unit of Governors State University and is discretely presented on the University's financial statements. The Foundation is also a component unit of the State of Illinois and is included in the State of Illinois Annual Comprehensive Financial Report.

Basis of Accounting

For financial statement purposes, the Foundation is considered a special-purpose government engaged only in business-type activities. Accordingly, the Foundation's financial statements have been presented using the economic resources measurement focus and the accrual basis of accounting. Under the accrual basis, revenues are recognized when earned and expenses are recorded when an obligation has been incurred. When both restricted and unrestricted resources are available for use, it is the Foundation's policy to use restricted resources first, then unrestricted resources as needed.

Cash Equivalents

In accordance with GASB Statement No. 9, *Reporting Cash Flows of Proprietary and Nonexpendable Trust Funds and Governmental Entities that use Proprietary Fund Accounting*, cash equivalents were defined as short-term, highly liquid investments that are both:

- 1) Readily convertible to known amounts of cash.
- 2) So near to their maturity that they present an insignificant risk of changes in value because of changes in interest rates.

The Foundation generally considers all short-term, highly liquid investments to be cash equivalents. Funds invested through the Illinois Funds are considered cash equivalents.

GOVERNORS STATE UNIVERSITY FOUNDATION

Notes to Financial Statements

Year Ended June 30, 2025

NOTE 1 SUMMARY OF SIGNIFICANT ACCOUNTING POLICIES *(continued)*

Cash Equivalents *(continued)*

While the Foundation's investment in mutual funds could be readily converted to cash, the Foundation considers these financial instruments to be investments and has classified them as such on the financial statements.

Although certificates of deposit with original maturities of less than three months may be defined as cash equivalents, the Foundation displays certificates of deposit (if any) as discrete items and classifies them as investments. There were no certificates of deposit as of June 30, 2025.

Investments

Investments are recorded at fair value as determined by quoted market prices. Investments are pooled for the purposes of allocating realized gains and losses, unrealized gains and losses and ordinary income, net of investment fees, among unrestricted and restricted accounts. Allocation to specific accounts is based on contractual obligations and the Foundation's investment policy. The investment policy states that assets are to be invested in a diversified portfolio of equity and fixed-income securities.

Non-fixed-income investments should generally represent 25%-75% of the Foundation's invested assets. Fixed-income investments should also represent 25%-75% of the Foundation's invested assets and are to focus on high-quality bonds, maintaining an average credit quality of 'AA', to achieve an attractive risk-adjusted total return over the long run. A maximum of 25% of the total portfolio may be invested in foreign securities. Prohibited transactions include purchasing securities on margin, purchasing private placements, and purchasing individual junk bonds or any other low-grade security.

Investments purchased or received by gift are carried at fair value. Changes in unrealized gain (loss) on the carrying value of investments are reported as a component of investment income in the Statement of Revenues, Expenses, and Changes in Net Position. Investment earnings include dividends, interest, and capital appreciation (both realized and unrealized). Investment fees are netted against investment income.

GOVERNORS STATE UNIVERSITY FOUNDATION

Notes to Financial Statements

Year Ended June 30, 2025

NOTE 1 SUMMARY OF SIGNIFICANT ACCOUNTING POLICIES *(continued)*

Fair Value

The Foundation categorizes its fair value measurements within the fair value hierarchy established by generally accepted accounting principles. The hierarchy is based on the valuation inputs used to measure the fair value of the asset. The three-tier hierarchy of inputs is summarized as follows:

Level 1: Inputs are quoted prices in active markets for identical assets that are accessible at the date of measurement.

Level 2: Inputs other than those that are level 1 that are observable for an asset, either directly or indirectly.

Level 3: Unobservable inputs for an asset.

Income Taxes

The Foundation is a not-for-profit organization, which has been granted tax-exempt status as a public charity under Section 501(c)(3) of the Internal Revenue Code. The Foundation is required to pay federal and state income taxes only on its net unrelated business income (if any).

Pledges Receivable

The Foundation's pledges receivable includes pledges from donors that are reported at their estimated net realizable value. The Foundation has determined that an allowance for doubtful accounts is not necessary. There were no pledges receivable reported on the Statement of Net Position as of June 30, 2025.

Subscription-Based Information Technology Arrangements

Subscription-based information technology arrangements (SBITAs) with an initial noncancellable term greater than twelve months and an individual value of \$25,000 or more is recognized as a right-to-use subscription asset (subscription asset) and a subscription liability. SBITAs with a maximum possible term of 12 months or less at commencement are recognized as an expense. Subscription liability is measured at the present value of subscription payments expected to be made over the SBITA term. The subscription asset is initially measured as the initial measurement of the subscription liability, adjusted for payments associated with the SBITA contract made to the vendor at the commencement of the subscription term, plus any capitalizable initial implementation costs, less any vendor incentives received at the commencement of the subscription term. The Foundation uses the interest rate charged by the vendor or its estimated incremental borrowing rate as the discount rate. Subscription assets are reported as part of the capital assets and subscription liabilities are reported as current and noncurrent liabilities in the Statement of Net Position.

GOVERNORS STATE UNIVERSITY FOUNDATION

Notes to Financial Statements

Year Ended June 30, 2025

NOTE 1 SUMMARY OF SIGNIFICANT ACCOUNTING POLICIES *(continued)*

Capital Assets

Capital assets are carried at cost (if purchased) or at estimated fair market value at the time of the donation if donated prior to July 1, 2015. After June 30, 2015, with the adoption of GASB Statement No. 72, *Fair Value Measurement and Application*, donated capital assets are carried at acquisition value. Foundation capital assets consist of artworks, a collection of environmental and other sculptures and a painting. The artworks are held for public exhibition rather than for financial gain; protected, kept unencumbered, cared for, and preserved; and subject to an organizational policy that requires the proceeds from the sale of artworks to be used to acquire new artworks. No depreciation is recorded for the artworks. For intangible assets and subscription assets, the Foundation's capitalization policy includes all items with a unit cost of \$25,000 or more. Depreciation for the intangible assets is computed using the straight-line method over its estimated useful lives (three years). Depreciation for the subscription assets is computed using the straight-line method over the shorter of the term or the estimated useful lives of the assets (three to five years).

Net Position

The Foundation's net position is classified as follows:

Net Investment in Capital Assets

Consists of capital assets net of accumulated depreciation, reduced by the outstanding debt obligations that are attributable to the acquisition, construction or improvement of those assets.

Restricted Net Position - Expendable

Restricted expendable net position includes resources in which the Foundation is legally or contractually obligated to spend in accordance with restrictions imposed by external third parties.

Restricted Net Position - Nonexpendable

Nonexpendable restricted net position consists of endowment funds. The endowment funds include those funds where donors or other outside sources have stipulated, as a condition of the gift instrument, that the principal is to be maintained inviolate and in perpetuity and invested for the purpose of producing present and future income to be used as scholarships for University students or support for University and Foundation programs.

GOVERNORS STATE UNIVERSITY FOUNDATION

Notes to Financial Statements

Year Ended June 30, 2025

NOTE 1 SUMMARY OF SIGNIFICANT ACCOUNTING POLICIES *(continued)*

Unrestricted Net Position

Unrestricted net position represents the assets available for current operating expenses of the Foundation. There are no restrictions by outside sources on the use of these assets.

Classification of Revenues

The Foundation has classified its revenues as either operating or non-operating according to the following criteria:

Operating Revenues

Operating revenues include activities that have characteristics of exchange transactions, such as payments for services.

Non-operating Revenues

Non-operating revenues include activities that have the characteristics of non-exchange transactions, such as gifts, contributions, and investment income.

Use of Estimates in Preparing Financial Statements

The preparation of financial statements in conformity with accounting principles generally accepted in the United States of America requires management to make estimates and assumptions that affect the reported amounts of assets and liabilities and disclosure of contingent assets and liabilities at the date of the financial statements and the reported amounts of revenues and expenses during the reporting period. Actual results could differ from those estimates.

Comparative Information

The financial statements include certain prior year summarized comparative information. Such information does not include sufficient detail to constitute a complete presentation in conformity with generally accepted accounting principles. Accordingly, such information should be read in conjunction with the Foundation's financial statements for the year ended June 30, 2024, from which the summarized financial information was derived.

GOVERNORS STATE UNIVERSITY FOUNDATION

Notes to Financial Statements

Year Ended June 30, 2025

NOTE 1 **SUMMARY OF SIGNIFICANT ACCOUNTING POLICIES** *(continued)*

Net Position Reclassification

The Foundation identified a classification error related to a contribution received several years ago. The contribution was mistakenly classified as nonexpendable. A \$252,671 reclassification of net position was recorded to Fiscal Year 2024, reflecting the correction from Nonexpendable to Expendable Restricted Net Position. This adjustment represents a change in net position classification only and had no impact on total net position.

New Accounting Pronouncements

The Foundation adopted GASB Statement No. 102, *Certain Risk Disclosures*, which provides users with essential information about risks related to a government's vulnerabilities due to certain concentrations or constraints. The provisions of this statement had no material impact on the Foundation's financial statements as a result of adopting this statement.

The Foundation has also adopted other new GASB statements during Fiscal Year 2025. These other statements had no impact on the Foundation's financial statements.

Future Adoption of GASB Statements

The Foundation will adopt new GASB statements effective for future years. The Foundation has not yet determined the impact of adopting these future pronouncements on its financial statements.

GOVERNORS STATE UNIVERSITY FOUNDATION

Notes to Financial Statements

Year Ended June 30, 2025

NOTE 2 DEPOSITS AND INVESTMENTS

GASB Statement No. 40, *Deposit and Investment Risk Disclosures*, requires general disclosures by investment type with disclosures of the specific risks those investments are exposed to.

A reconciliation of cash and investments on the Statement of Net Position to deposits and investments of the Foundation is as follows:

	<u>June 30, 2025</u>
STATEMENT OF NET POSITION	
Cash and cash equivalents	\$ 509,988
Investments	<u>6,626,411</u>
Total	<u>\$ 7,136,399</u>
DEPOSITS AND INVESTMENTS	
Cash in bank	\$ 123,638
Investments	<u>7,012,761</u>
Total	<u>\$ 7,136,399</u>

Custodial Credit Risk - Deposits: Custodial credit risk is the risk that in the event of a bank failure deposits may not be returned. The Federal Deposit Insurance Corporation (FDIC) insured bank balances up to \$250,000 at June 30, 2025. The bank balance as of June 30, 2025, was fully insured by the FDIC or collateralized by pledged securities. Depositories and brokers are chosen based on stability and longevity. The Foundation currently has no custodial credit risk related to its bank deposits.

The cost and fair value of the investment portfolio of the Foundation is as follows:

	<u>June 30, 2025</u>	
	<u>Cost</u>	<u>Fair Value</u>
Stocks/Mutual funds investing in stocks	\$ 4,228,502	\$ 5,226,174
Mutual funds investing in bonds	395,940	431,175
US Treasury Obligations	563,922	575,838
Corporate and government bonds	<u>392,906</u>	<u>393,224</u>
Subtotal (investments)	<u>5,581,270</u>	<u>6,626,411</u>
Money Market Funds	295,675	295,675
Illinois Funds	<u>90,675</u>	<u>90,675</u>
Total	<u>\$ 5,967,620</u>	<u>\$ 7,012,761</u>

GOVERNORS STATE UNIVERSITY FOUNDATION

Notes to Financial Statements

Year Ended June 30, 2025

NOTE 2 DEPOSITS AND INVESTMENTS (continued)

The valuation by levels at June 30, 2025, is as follows:

	<u>Fair Value</u>	<u>Level 1</u>	<u>Level 2</u>	<u>Level 3</u>
Illinois Funds	\$ 90,675	\$ 90,675	\$ -	\$ -
Money Market Funds	295,675	295,675		
Stocks/mutual funds				
investing in stocks	5,226,174	5,226,174	-	-
US Treasury Obligations	575,838	575,838		
Mutual funds investing in				
bonds	431,175	431,175	-	-
Corporate and government				
bonds	393,224	-	393,224	
	<u>\$ 7,012,761</u>	<u>\$ 6,619,537</u>	<u>\$ 393,224</u>	<u>\$ -</u>

Custodial Credit Risk - Investments: Custodial credit risk is the risk that in the event of custodian failure, investment principal may not be returned. At June 30, 2025, investments consisted of Illinois Funds, money market funds, stocks, mutual funds, corporate bonds and US Treasury obligations. All investments other than Illinois Funds are being held by the Old National Bank Trust Division, in the name of the Foundation.

Interest Rate Risk: Interest rate risk exists when there is a possibility that changes in interest rates could adversely affect an investment's value. The Foundation's investment policy addresses the overall diversification of the portfolio with consideration for liquidity. It does not limit investment maturities as a means of managing its exposure to fair value losses arising from increasing interest rates but encourages a laddered portfolio with maturities occurring at regular intervals.

Credit Risk: Credit risk exists when there is a possibility that the issuer or other counterparty to an investment may be unable to fulfill its obligations. The Foundation's investment policy encourages the investment manager to focus on high-quality bonds, maintaining an average credit quality of 'AA', to achieve an attractive risk-adjusted total return over the long run. The money market fund was invested in Goldman Sachs Financial Square Government Fund, which has a maturity of < 1 year and credit rating of AAAm by Standard and Poor's. The Illinois Funds has a maturity of < 1 year and a credit rating of AAAmmf by Fitch.

GOVERNORS STATE UNIVERSITY FOUNDATION

Notes to Financial Statements

Year Ended June 30, 2025

NOTE 2 DEPOSITS AND INVESTMENTS (continued)

The maturities of the debt securities investment portfolio (at fair value) of the Foundation at June 30, 2025, are as follows:

	<u>Fair Value</u>	<u>Investment Maturity (in Years)</u>			
		<u>Less Than 1</u>	<u>1 – 5</u>	<u>5 – 10</u>	<u>10+</u>
Corporate bonds	\$ 393,224	\$ 24,761	\$ 292,642	\$ 75,821	\$ -
US Treasury Obligations	575,838	-	225,884	349,954	-
Mutual funds investing in bonds	431,175	-	-	344,337	86,838
Total	\$ 1,400,237	\$ 24,761	\$ 518,526	\$ 770,112	\$ 86,838

The Moody's credit ratings of the debt securities investment portfolio (at fair value) of the Foundation at June 30, 2025 are as follows:

<u>Credit Rating</u>	<u>Total Debt Securities</u>
Aa1	\$ 575,838
Aa3	71,532
A1	48,205
A3	73,068
A2	24,708
Baa1	75,625
Baa2	100,086
No Rating	431,175
Total	\$ 1,400,237

Foreign Currency Risk: Foreign currency risk exists when there is a possibility that the exchange rate of foreign currencies against the U.S. dollar may vary. The Foundation's policy is to limit its investments in foreign securities to 25%.

As of June 30, 2025, the Foundation had \$833,889 in U.S. dollar balances of stocks and international mutual fund investments exposed to foreign currency risk.

NOTE 3 LOCALLY HELD FUNDS

The Foundation does not receive any appropriated funds from the University. Prior to November 2018, most funds received were initially deposited in the University's bank account and settled on a periodic basis. Funds are now deposited directly into the Foundation's account.

GOVERNORS STATE UNIVERSITY FOUNDATION

Notes to Financial Statements

Year Ended June 30, 2025

NOTE 4 ENDOWMENTS

The Foundation's endowment funds are generally invested in marketable securities, which are valued at fair value as of the Statement of Net Position date. Investment income is initially assigned to the unallocated reserve in the restricted fund. Then it is allocated to various accounts based on the endowment agreements and the approved spending plans.

On June 30, 2009, the State of Illinois passed the Uniform Prudent Management of Institutional Funds Act. This State law allows the Foundation to appropriate for expenditure an amount that it determines to be prudent for uses, benefits, purposes, and duration for which the endowment fund was established. In making these appropriations, the Foundation must act in good faith and with the care that an ordinary prudent person in a similar position would do. The Foundation has adopted a spending policy based on the previous calendar year appreciation rate less 2.5% fee to support Foundation operations, and the rate of inflation. The resulting rate will be applied to the endowment balance as of the end of the calendar year to determine amounts available for expenditure in the subsequent fiscal year. The Foundation transfers available investment earnings (net of the fees) to the related expendable accounts on an annual basis. As of June 30, 2025, the Foundation had a total of \$1,187,775 net cumulative appreciation from investment of endowments available for expenditure. This amount has been reported as restricted-expendable net position in the Statement of Net Position.

NOTE 5 TRANSACTIONS WITH THE UNIVERSITY

The Foundation has an ongoing contract with the University which includes provisions requiring the Foundation to comply with Section VI of the "University Guidelines 1982 (as amended 1997, 2020, and 2023)" as adopted by the State of Illinois Legislative Audit Commission. The contract requires the University provide the Foundation with personnel and operational services at no cost. University officials estimate the value of these services for the year ended June 30, 2025 at \$385,120, including all direct payroll expenses and fringe benefits and is shown as budget allocations from the University on the Statement of Revenues, Expenses, and Changes in Net Position. The Foundation provided the University with support in the amount of \$1,598,351 for the year ended June 30, 2025.

As of June 30, 2025, \$401,491 is due to the University from the Foundation.

GOVERNORS STATE UNIVERSITY FOUNDATION

Notes to Financial Statements

Year Ended June 30, 2025

NOTE 6 CAPITAL ASSETS

Capital assets activity for the Foundation for the year ended June 30, 2025 are summarized as follows:

	Balance June 30, 2024	Additions	Deletions/ Transfers	Balance June 30, 2025
Capital assets not being depreciated:				
Works of art	\$ 2,422,956	\$ 30,000	\$ -	\$ 2,452,956
Other capital assets:				
Subscription assets	492,384	-	-	492,384
Total capital assets	<u>2,915,340</u>	<u>30,000</u>	<u>-</u>	<u>2,945,340</u>
Accumulated depreciation:				
Subscription assets	(260,050)	(96,040)	-	(356,090)
Total accumulated depreciation	<u>(260,050)</u>	<u>(96,040)</u>	<u>-</u>	<u>(356,090)</u>
Total capital assets, net	<u>\$ 2,655,290</u>	<u>\$ (66,040)</u>	<u>\$ -</u>	<u>\$ 2,589,250</u>

GOVERNORS STATE UNIVERSITY FOUNDATION

Notes to Financial Statements

Year Ended June 30, 2025

NOTE 6 CAPITAL ASSETS (continued)

The Foundation's works of art include the following pieces at June 30, 2025:

	Carrying Value
"Large Planar Hybrid" - R. Hunt	\$ 40,000
"Spiral"	370,500
"Flying Saucer" - J. Highstein	24,903
"Untitled" - J. Shapiro	55,948
"For Lady Day" - M. Di Suvero	800,000
"Icarus" - C. Ginnever	55,000
"Falling Meteor" - J. Peart	60,000
"Passages" - James Brenner	40,000
"Art Arc" - T. Karpowicz	16,000
"Oscar's Inclination" - M. Dunbar	25,000
"Demeure No. 4, Lanleff" - E. Martin	25,000
IBO Ancestor Figure	9,000
Cameroon Helmet Mask	12,000
IBO MMWO Mask	6,500
New Guinea Asmat Figure	15,000
Three Taureg Poles	3,500
"A Rare Yaka Architectural Panel"	30,000
"Calm and Free"	26,000
African & Oceanic Art & Artifacts (64 pieces)	103,005
Pre-Columbian Art & Artifacts (67 pieces)	53,600
African Art Collection	47,200
"Wind Waves" - Y. Domenge	375,000
"Vase" - C. Lotton	2,000
"Sholders" - M. Puryear (2 prints)	8,000
"Butte" - Barry Tinsley	30,000
"Inscribe Firenze" - Abbott Pattison	64,000
"Sound of the Woods"	55,800
"Stargazing with Contrails"-Terry Karpowicz	70,000
"Hand Heart"- Jason Pickleman	30,000
	<u>\$2,452,956</u>

GOVERNORS STATE UNIVERSITY FOUNDATION

Notes to Financial Statements

Year Ended June 30, 2025

NOTE 7 SUBSCRIPTION PAYABLE

The Foundation has entered into various multi-year subscription-based information technology arrangements (SBITAs) for other right-to-use or access to vendors' information technology software (the underlying subscription assets). In accordance with GASB Statement No. 96, *Subscription-Based Information Technology Arrangements*, the Foundation has recorded a liability representing its obligation to make payments over the life of the agreement. These arrangements have terms ranging from three to five years and require payments in advance over the term. The renewal and termination options are not included in the subscription assets or subscription payable balance until they are reasonably certain of exercise.

The Foundation's subscriptions were valued as of the measurement date using the Foundation's estimated incremental borrowing rate of 4.35%.

Future minimum commitments for the Foundation's non-cancellable subscriptions as of June 30, 2025, are as follows:

<u>Year Ending June 30</u>	<u>Principal</u>	<u>Interest</u>	<u>Total</u>
2026	\$ 69,563	\$ 5,437	\$ 75,000
2027	<u>72,622</u>	<u>2,378</u>	<u>75,000</u>
Total	<u>\$ 142,185</u>	<u>\$ 7,815</u>	<u>\$ 150,000</u>

The total interest expense recognized for the subscriptions was \$6,917 for the year ended June 30, 2025.