

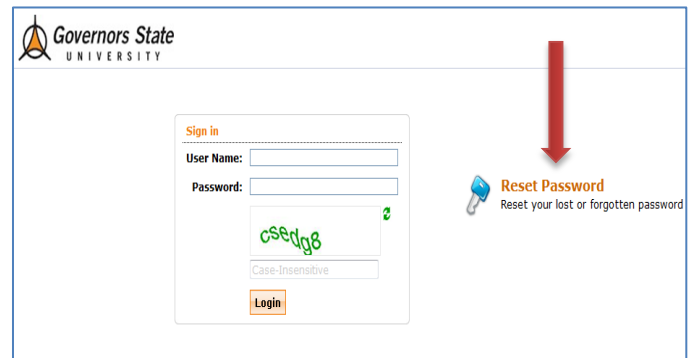
## How to reset a password you have forgotten

1. Go to [mygovst.govst.edu](http://mygovst.govst.edu) in an internet browser

2. Select **I forgot my password**

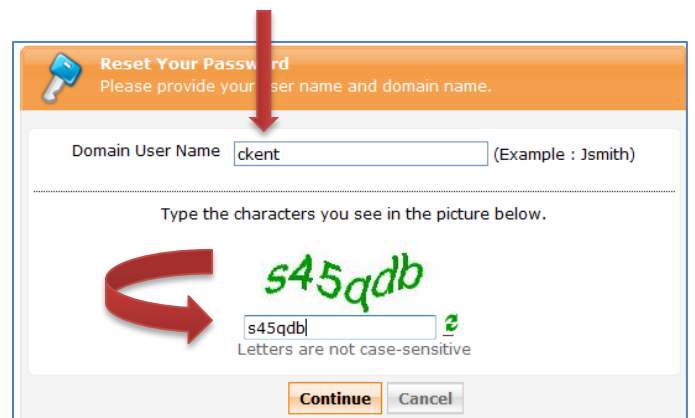


3. Select **Reset Password**



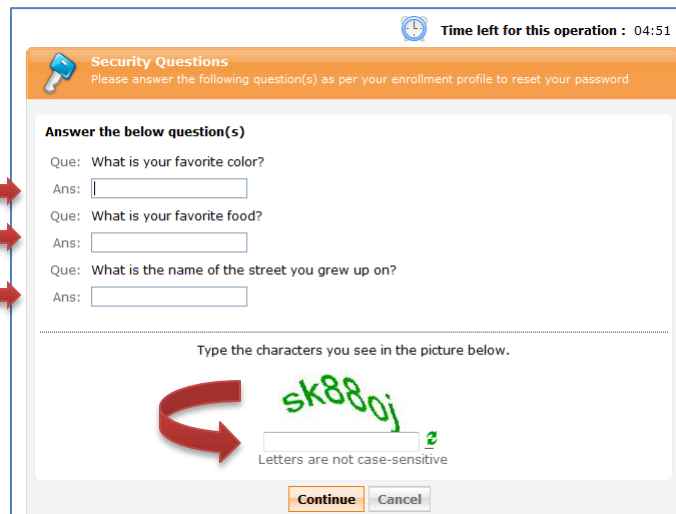
4. Enter your Domain User Name:

5. Enter the characters you see in the picture on your screen.



## How to reset a password you have forgotten

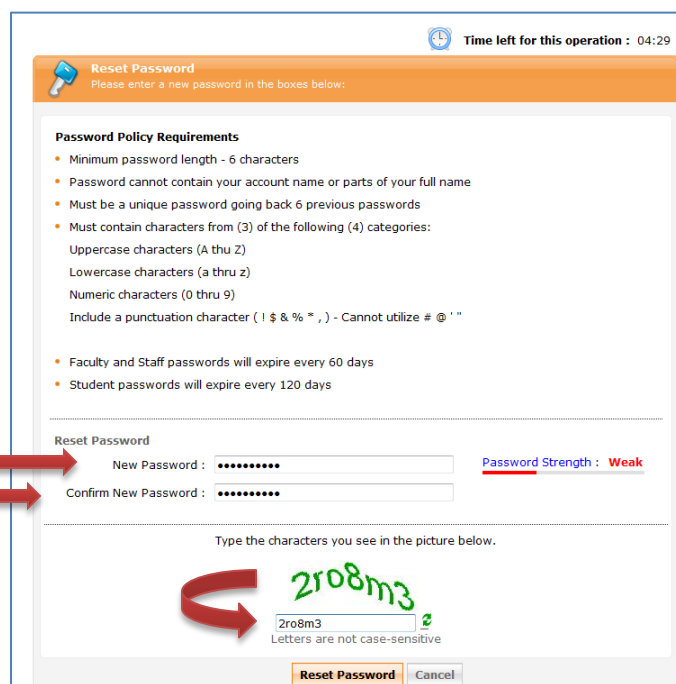
6. Answer the 3 questions using the exact answer you used when you enrolled into the system.



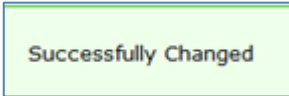
7. Enter the characters you see in the picture on your screen.

**Note: Passwords must meet the minimum requirements for your new passwords to be accepted by the system.**

8. Enter your new password  
9. Confirm your new password



10. Enter the characters you see in the picture on your screen.

11. You will see  at the top of your screen upon a successful change.