

**Annual Report**

**Fiscal Year 2016**

**Governors State University**

**Family Development Center**

**Early Head Start Program**

**Mission**

Our mission is to provide an exceptional educational experience that exemplifies best practices for children, an innovative learning environment for GSU students and creates a network of support for families, promoting life-long learning.

**Vision**

**The Family Development Center will be the Model Early Education Center for the South Suburbs.**

**Message from the Director**

Governors State University Early Head Start program is one of the premier programs at the Family Development Center. Funded by Head Start in 2009, and located on the campus of the university Early Head Start has become a staple of the south suburbs, serving the most vulnerable population with the highest quality. This high quality early education program has assisted over 100 low income children and their families each year. We hope you enjoy this annual report. Please contact us if you have any other questions.



**About the FDC**

The FDC serves up to 245 children with a \$2.3 M budget, ranking it in the top 15 in budget and size of program in the country and one of the largest in the state of Illinois. Currently, 189 children are enrolled in the FDC programs.

## Programs

The Family Development Center is here to respond to the needs of the university community as well as the surrounding area of University Park. The Family Development Center offers full time and part time care for all children age birth to 12 years of age. In addition to Early Head Start center based services, educational and support services are offered to pregnant women. Home based services are provided to families that are not in need of full time child care.

Family Development Center services are supported by grants, donations and private tuition payments from parents. The major grants are the Early Head Start grant and the Preschool for All grant. Early Head Start is a federally funded grant to provide comprehensive education and family support to low income pregnant women and families with children age birth to three. This program provides full day and home based services with a focus on high quality comprehensive services for the whole family.

At age three, children can transfer to our full day or half day Preschool program which is supported by a state funded Preschool For All program. The Preschool For All grant provides a licensed teacher and teacher assistant for 2.5 hours per day.

Our full day options blend Preschool For All or Early Head Start grant funding with parent's tuition or state Child Care Assistance Payments to provide a full day of high quality care for families that are working or in school full time.

All center based programs for children 0-5 are licensed by the State of Illinois Department of Children and Family Services (DCFS), and accredited by the National Association for the Education of Young Children (NAEYC). As a university, our programs for school age children are license exempt.

## Demographic breakdown of families and children

Single parent	Disabled parent	Foster parent	Homeless	Two parent
79 (89%)	1	1	4	10 (11%)

## Race

Bi-racial	Black	Caucasian
13	84	14

WIC	Food Stamps
58%	28%

Insurance Type- Children

Medicaid	Private
101 (94%)	7 (6%)

**Children Served: Cumulative Number of Children Served By funding source**

<b>Early Head Start</b>
<b>110</b>

**Actual Early Head Start Average Monthly Enrollment:** 71.25 (99%)

**Percentage of Eligible Early Head Start Children served:** 110 served/579 = 19%

**Number of Children with Disabilities:**

<b>Early Head Start</b>
<b>13</b>

Medical information on EHS children enrolled more than 45 days.

Indicator	2015 data	2016 data	Nationwide comparison
Children with health insurance at end of year	100%	98.2%	97.6%
Number of children with an ongoing source of health care at the end of the year	100%	92.7%	96.4%
Number of children who are up to date on a schedule of age appropriate preventive and well-baby care according to Illinois EPSDT schedule for well-baby care	89%	91.8%	81.4%
Number of children who are up to date on all immunizations/all possible immunizations	76%	91.8%	94.8%

### Parent Involvement activities:

*Policy Council* – Policy Council is a monthly meeting held for elected EHS parents. Our Policy Council consists of 5 parents and 2 community members. The meetings run for 12 months until annual elections take place in September at which that time new members are elected and/or old members are re-elected. Childcare is provided during meeting times if needed.

Parent Night Out is the parent workshop/education activity carried out on a monthly basis. The activities for 2016 included:

- January –Financial Literacy – credit repair
- February- no workshop
- March-Learning to advocate for your child
- April- Social Service Resource Fair
- May- Parent Social – get to know each other
- June- Pedestrian Safety
- July- Child Support Enforcement Procedures – by Will County States Attorney’s office
- August- Back to School Readiness
- September- Meet the Directors – a chance to meet the administrative team
- October – Financial Literacy – steps to homeownership
- November- The Dish on Diabetes

### Preparation for Kindergarten Readiness

School Readiness Data- Early Head Start

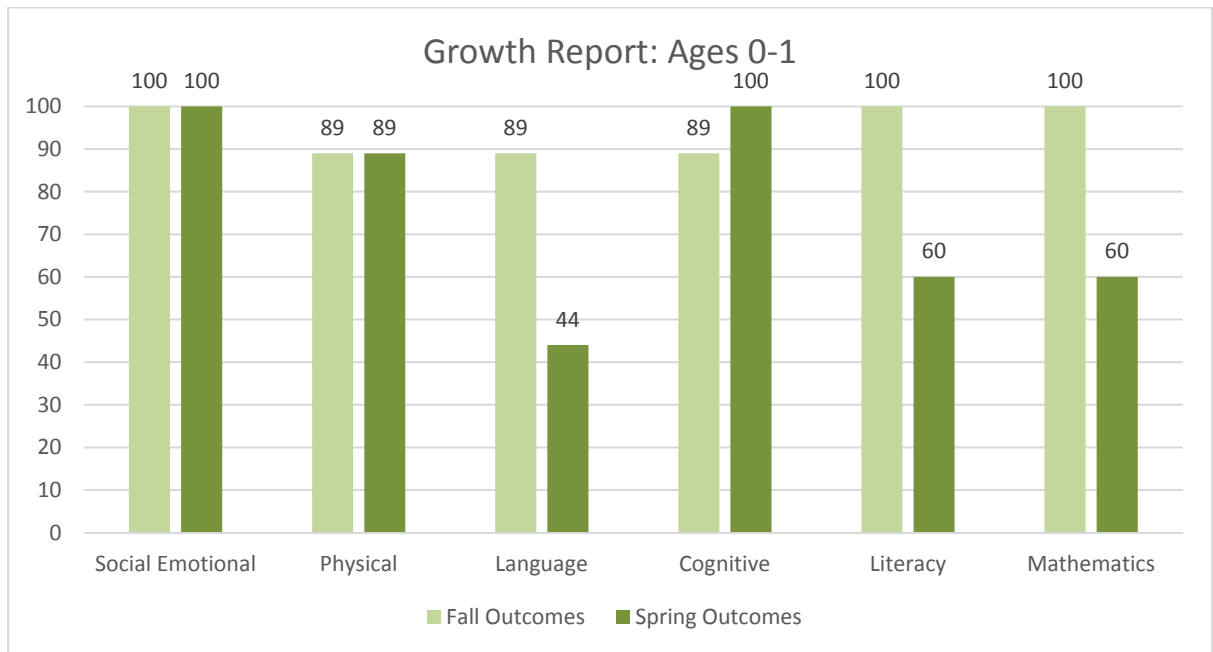
This summary represents assessment data for 68 of the children enrolled in the **Early Head Start Program** at the Family Development Center between August 2016 and June 2017. Teachers at Governors State University Early Head Start program used objectives from the assessment tool, *Teaching Strategies Gold*, to measure children’s skill levels for selected criteria. This assessment system measures the knowledge, skills and behaviors that are most predictive of school success.

Data Collection:

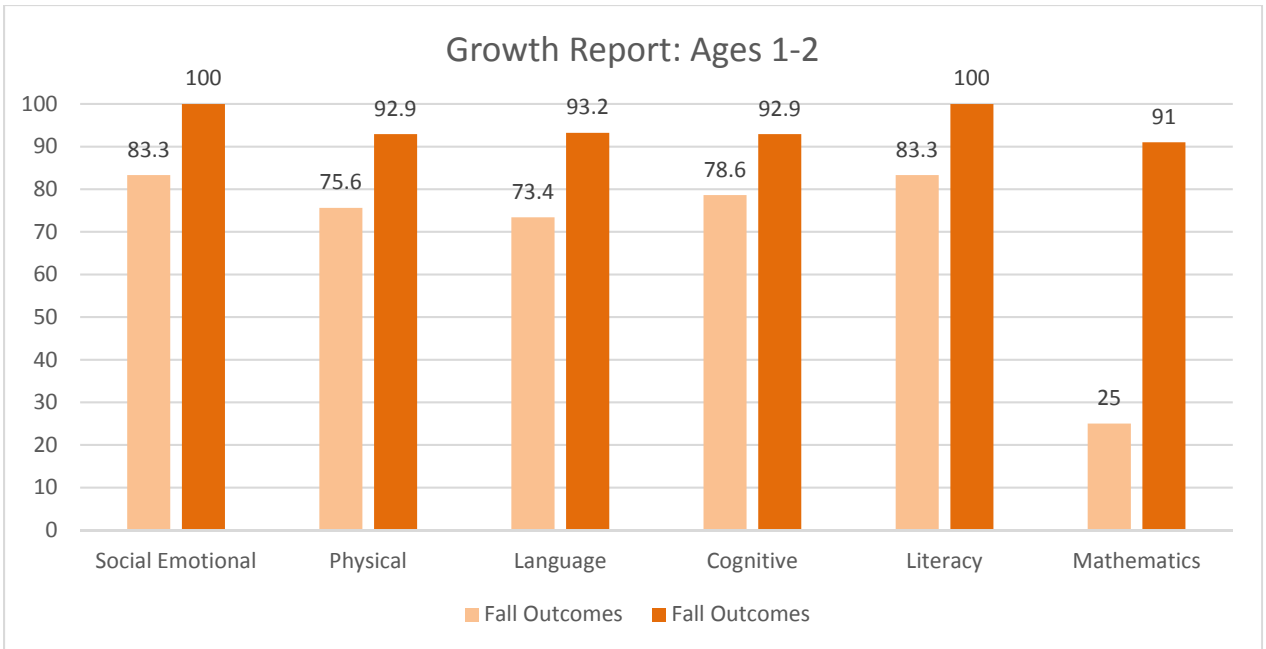
Data collection occurred at specific times from September 2016 to June 2017. Assessment occurred as teachers scored student performance by comparing them to research based indicators of development and learning.

2016-2017 Early Head Start School Readiness Outcomes Data:

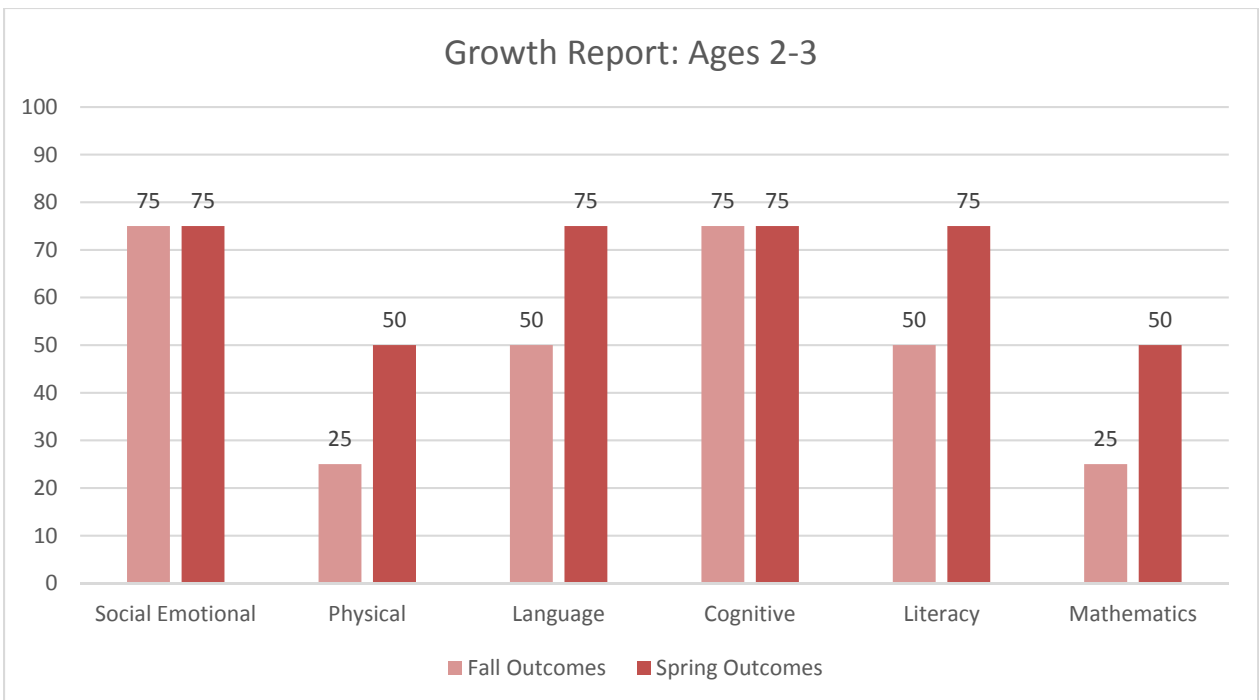
The information for this report was gathered using Teaching Strategies Gold Assessment Data, which compares children’s school readiness outcomes from Fall 2016 to Spring 2017. The data is reported per age group. Only children who had data in both the Fall and Spring were included in this report. It is important to note that children who are meeting and exceeding widely held expectation are combined in this report. This means that if a child grew from meeting to exceeding (which is considered advanced), it will not be reflected as growth in this chart.



As children in this age group develop, children experience a remarkable difference in growth. They move from rolling over to being able to walk and from babbling to being able to speak multiple words. As we know, children do not develop at the same rates and may lag behind before experiencing a growth spurt.



Children in the age group of 1-2 year old experienced more growth, meeting and exceeding in all areas. Remarkable growth occurred in mathematical thinking.



In the age group of 2-3 year olds it is important to note that the report combines data from children both meeting and exceeding widely held expectation. Several children moved from meeting to exceeding so growth occurred, but was not reflected on the chart because of the way TS Gold Measures growth. In addition, 100% of the children captured in the 2-3 year old data had an Individualized Family Service Plan, and were determined to have a language delay.

One child had a diagnosis of Cerebral Palsy. Eligibility for services require children to be diagnosed with a disability or have at minimum a 30% delay in cognitive, physical, or language, self-help, or social-emotional delay.

**Budget**

Early Head Start	Budgeted	Actual Expenses
Personnel Salaries	554,877	515893
Fringe Benefits	262424	269342
Supplies	17817	39606
Travel	9827	4622
Other	27231	51959
Indirect Costs	65384	62819
Total	937560	
Food Program income		-41516

The results of the most recent audit report:

**STATE OF ILLINOIS, GOVERNORS STATE UNIVERSITY  
SCHEDULE OF FINDINGS AND QUESTIONED COSTS  
FOR THE YEAR ENDED JUNE 30, 2017 CURRENT FINDINGS –  
FEDERAL COMPLIANCE 23 2017-004 FINDING: FAILURE TO MEET  
EARMARKING REQUIREMENTS FOR HEAD START PROGRAM  
Federal Department: U.S. Department of Health and Human Services  
CFDA Numbers: 93.600 Program Name: Head Start Award Numbers:  
05CH8457-02 & 05CH8457-03; Questioned Cost: None  
Program Expenditures: \$948,213  
Governors State University (University) did not meet the funded enrollment  
requirement for its Head Start Program.**

Copies of all audit reports can be found at the following link:

<https://www.auditor.illinois.gov/Audit-Reports/GOVERNORS-STATE-UNIVERSITY.asp>