

## College of Education

### Year 3 Completer/ Graduate Survey Summary

Candidates who completed/graduated three (3) years ago (2014) were asked to complete the “College of Education (COE) Year-3 Graduate/Completer Survey”. The Survey is separated into three major categories: Demographics, Attitudes/Perceptions, and Experience at Governors State University (GSU). The purpose of the COE Graduate and Completer Survey is to collect, analyze, share and improve programs based on completer’s feedback. The results below are reflective of a survey administered to Year-3 teachers completing their first year of teaching or administration.

The survey was administered via *Survey Monkey*® as the survey platform. An email is automatically generated and was sent via *Survey Monkey*® when the Year-3 completers/graduates were identified. The EPPU followed up with an email via the completer’s personal email account. Three (3) reminder emails were sent within a 2-week period via GSU email.

The survey of sixty questions was sent to sixty-three (63) completers/graduates. Of the sixty-three (63) that were invited to complete the survey only 6 responded (10%). Of the six (6) respondents, two (2) identified themselves as initial licensure and four (4) identified themselves as advanced licensure. There were two (2) respondents who self-identified their name, email address and district in which they currently work. A subsequent Administrative Survey was sent to the administrators of those teachers.

The results from each of the 60 questions are presented below. This survey will be repeated fall semester of each year.

#### **Selected Findings:**

- Candidates are mostly white females between the ages of 20 – 25
  - 67% White
  - 83% Females
  - 33% Age 20 - 25
- Candidates have a strong attitude towards GSU, their major and their instructors
  - 50% feel positive about their experience
  - 66% would choose GSU again
  - 50% would choose the same major
  - 67% would recommend someone to GSU
- Most important factors in selecting GSU
  - 100% Cost
- Candidates feel prepared to teach according to the Standards
  - 67% felt prepared to take licensure exam
- Candidates feel competent in their respective content areas
  - 100% rated competent in most courses

*Note: Numbers were too low in by content area to analyze.*

## College of Education

### Year 3 Completer/ Graduate Survey Summary

#### Recommendations:

- Programs should continue to strengthen curriculum and experiences
  - Programs should continue to review feedback regarding individual courses and make changes as necessary
  - Programs should continue to review feedback regarding field experiences and make changes as necessary

#### Q1 Name

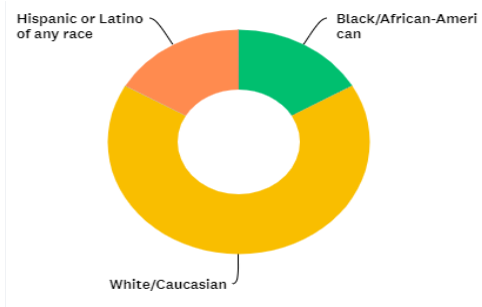
Not included in the summary

#### Q2 Your current school and/or district

Not included in the summary

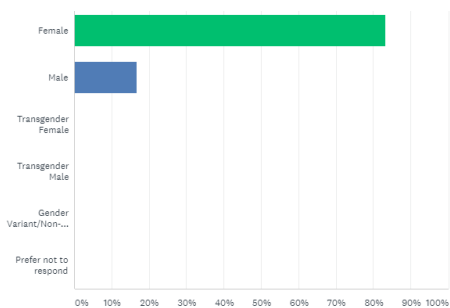
#### Q3 My racial/ethnic origin

ANSWER CHOICES	RESPONSES	
Black/African-American	16.67%	1
Native American or Alaskan Native	0.00%	0
White/Caucasian	66.67%	4
Asian	0.00%	0
Hispanic or Latino of any race	16.67%	1
Native Hawaiian or other Pacific Islander	0.00%	0
Two or more races	0.00%	0
Other	0.00%	0
Prefer not to respond	0.00%	0
<b>TOTAL</b>		<b>6</b>



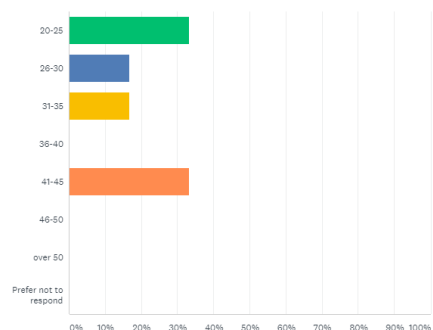
#### Q4 The gender with which I most identify

ANSWER CHOICES	RESPONSES	
Female	83.33%	5
Male	16.67%	1
Transgender Female	0.00%	0
Transgender Male	0.00%	0
Gender Variant/Non-Conforming	0.00%	0
Prefer not to respond	0.00%	0
<b>TOTAL</b>		<b>6</b>



#### Q5 My age falls within the following range:

ANSWER CHOICES	RESPONSES	
20-25	33.33%	2
26-30	16.67%	1
31-35	16.67%	1
36-40	0.00%	0
41-45	33.33%	2
46-50	0.00%	0
over 50	0.00%	0
Prefer not to respond	0.00%	0
<b>TOTAL</b>		<b>6</b>

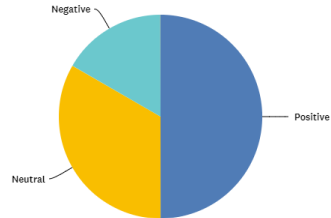


## College of Education

### Year 3 Completer/ Graduate Survey Summary

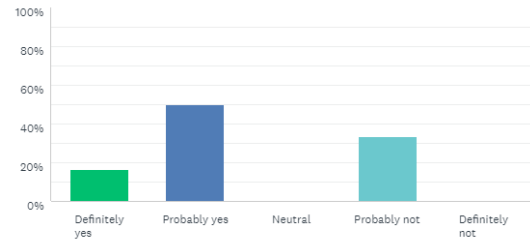
#### Q6 My present attitude toward Governors State University:

ANSWER CHOICES	RESPONSES
Strongly positive	0.00% 0
Positive	50.00% 3
Neutral	33.33% 2
Negative	16.67% 1
Strongly negative	0.00% 0
<b>TOTAL</b>	<b>6</b>



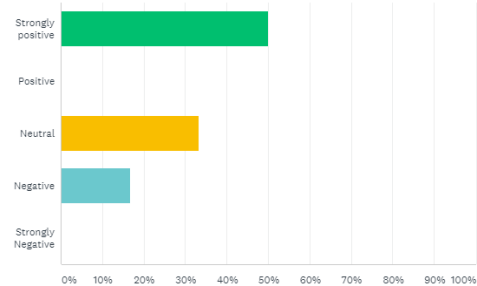
#### Q7 If I were to begin my education experience (most recent degree, license, or endorsement) all over again, I would attend Governors State University.

ANSWER CHOICES	RESPONSES
Definitely yes	16.67%
Probably yes	50.00%
Neutral	0.00%
Probably not	33.33%
Definitely not	0.00%
<b>TOTAL</b>	<b>6</b>



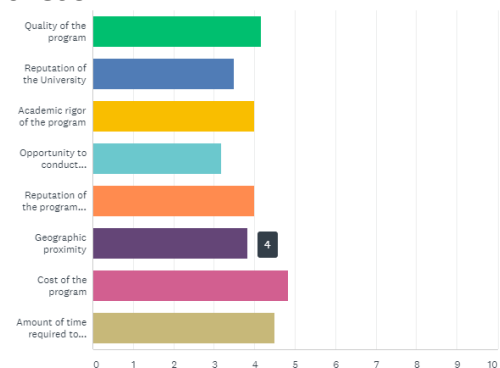
#### Q8 If I were to begin my educational experience (most recent degree, license, or endorsement) all over again, I would choose the same major or focus.

ANSWER CHOICES	RESPONSES
Strongly positive	50.00% 3
Positive	0.00% 0
Neutral	33.33% 2
Negative	16.67% 1
Strongly Negative	0.00% 0
<b>TOTAL</b>	<b>6</b>



#### Q9 The following factors were important to me in my selection of GSU.

	VERY IMPORTANT	IMPORTANT	NEUTRAL	SLIGHTLY IMPORTANT	NOT IMPORTANT AT ALL	TOTAL	WEIGHTED AVERAGE
Quality of the program	16.67% 1	83.33% 5	0.00% 0	0.00% 0	0.00% 0	6	4.17
Reputation of the University	0.00% 0	66.67% 4	16.67% 1	16.67% 1	0.00% 0	6	3.50
Academic rigor of the program	16.67% 1	66.67% 4	16.67% 1	0.00% 0	0.00% 0	6	4.00
Opportunity to conduct research	16.67% 1	16.67% 1	50.00% 3	0.00% 0	16.67% 1	6	3.17
Reputation of the program/faculty	16.67% 1	66.67% 4	16.67% 1	0.00% 0	0.00% 0	6	4.00
Geographic proximity	33.33% 2	50.00% 3	0.00% 0	0.00% 0	16.67% 1	6	3.83
Cost of the program	83.33% 5	16.67% 1	0.00% 0	0.00% 0	0.00% 0	6	4.83
Amount of time required to complete the program	66.67% 4	16.67% 1	16.67% 1	0.00% 0	0.00% 0	6	4.50

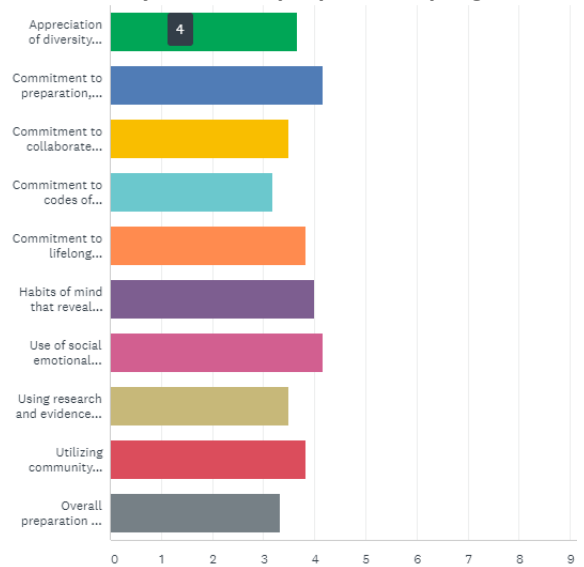


## College of Education

### Year 3 Completer/ Graduate Survey Summary

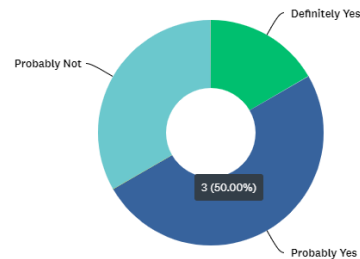
#### Q10 The dispositions below were enhanced by my Governors State University educator preparation program:

	STRONGLY AGREE	AGREE	NEUTRAL	DISAGREE	STRONGLY DISAGREE	TOTAL	WEIGHTED AVERAGE
Appreciation of diversity and respect for how the strengths and weaknesses of each student affects his/her learning	16.67% 1	50.00% 3	16.67% 1	16.67% 1	0.00% 0	6	3.67
Commitment to preparation, planning, and full engagement in activities that promote student success	16.67% 1	83.33% 5	0.00% 0	0.00% 0	0.00% 0	6	4.17
Commitment to collaborate with colleagues, parents/guardians, community members, and other stakeholders	0.00% 0	66.67% 4	16.67% 1	16.67% 1	0.00% 0	6	3.50
Commitment to codes of ethics, professional standards of practice, and relevant policies and laws	16.67% 1	33.33% 2	16.67% 1	16.67% 1	16.67% 1	6	3.17
Commitment to lifelong learning and professional growth	16.67% 1	50.00% 3	33.33% 2	0.00% 0	0.00% 0	6	3.83
Habits of mind that reveal reasoned eclecticism in implementing and adjusting instruction based upon empirical evidence and a knowledge of	0.00% 0	100.00% 6	0.00% 0	0.00% 0	0.00% 0	6	4.00



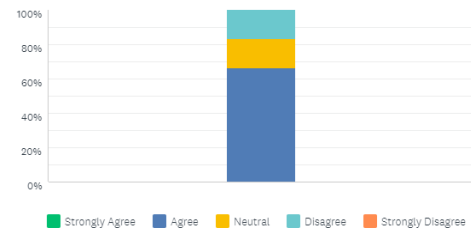
#### Q11 I would recommend this program to someone considering my field.

ANSWER CHOICES	RESPONSES
Definitely Yes	16.67% 1
Probably Yes	50.00% 3
Neutral	0.00% 0
Probably Not	33.33% 2
Definitely Not	0.00% 0
<b>TOTAL</b>	<b>6</b>



#### Q12 My program prepared me for the certification/licensure exam.

ANSWER CHOICES	RESPONSES
Strongly Agree	0.00% 0
Agree	66.67% 4
Neutral	16.67% 1
Disagree	16.67% 1
Strongly Disagree	0.00% 0
<b>TOTAL</b>	<b>6</b>

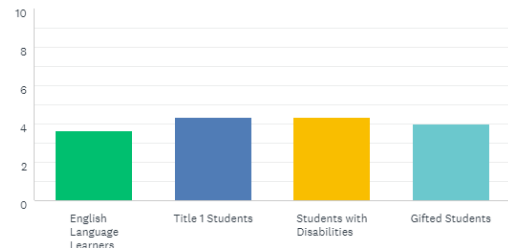


## College of Education

### Year 3 Completer/ Graduate Survey Summary

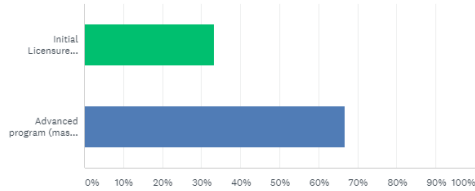
**Q13** The following groups of students were represented in the schools where I observed, interned, student taught, and/or focused my advanced study.

	ALWAYS	OFTEN	SOMETIMES	RARELY	NEVER	TOTAL	WEIGHTED AVERAGE
English Language Learners	30.00% 3	20.00% 2	20.00% 2	30.00% 3	0.00% 0	10	3.50
Title 1 Students	30.00% 3	20.00% 2	40.00% 4	10.00% 1	0.00% 0	10	3.70
Students with Disabilities	50.00% 5	40.00% 4	0.00% 0	10.00% 1	0.00% 0	10	4.30
Gifted Students	40.00% 4	30.00% 3	20.00% 2	10.00% 1	0.00% 0	10	4.00



**Q14** graduated or completed the following program:

ANSWER CHOICES	RESPONSES
Initial Licensure (first professional educator license)	33.33% 2
Advanced program (master or doctorate degree)	66.67% 4
<b>TOTAL</b>	<b>6</b>



## College of Education

### Year 3 Completer/ Graduate Survey Summary

Q15

My program prepared me to meet the following knowledge and skills competencies:

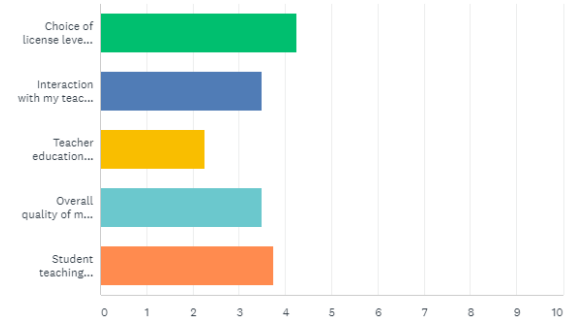
	VERY WELL–	WELL–	ADEQUATELY–	POORLY–	NOT AT ALL–	TOTAL–
– To understand the spectrum of student diversity (e.g., race and ethnicity, socioeconomic status, special education, gifted, English language learners (ELLs), sexual orientation, gender, gender identity) and the assets that each student brings and to implement culturally responsive instructional strategies	40.00% 2	0.00% 0	40.00% 2	20.00% 1	0.00% 0	5
– To understand how each student constructs knowledge, acquires skills, and develops effective and efficient critical thinking and problem-solving capabilities	0.00% 0	60.00% 3	40.00% 2	0.00% 0	0.00% 0	5
– To create engaging, differentiated instruction that addresses the Common Core State Standards and the Illinois Social Emotional Learning Goals	20.00% 1	0.00% 0	20.00% 1	60.00% 3	0.00% 0	5
– To understand how teaching and student learning are influenced by development (physical, social and emotional, cognitive, linguistic), past experiences, talents, prior knowledge, economic circumstances, and diversity within the community and to use data related to these and other factors to inform developmentally appropriate instruction	0.00% 0	40.00% 2	60.00% 3	0.00% 0	0.00% 0	5
– To understand the impact of cognitive, emotional, physical, and sensory disabilities on learning and communication pursuant to the Individuals with Disabilities Education Improvement Act and to create instructional accommodations for the academic success of each student	40.00% 2	20.00% 1	40.00% 2	0.00% 0	0.00% 0	5
– To understand the impact of linguistic and cultural diversity on learning and communication	40.00% 2	20.00% 1	40.00% 2	0.00% 0	0.00% 0	5
– To develop an effective teaching presence in the classroom using effective oral and written communication skills	40.00% 2	20.00% 1	40.00% 2	0.00% 0	0.00% 0	5
– To establish equity in a classroom environment conducive to learning	20.00% 1	60.00% 3	20.00% 1	0.00% 0	0.00% 0	5
– To effectively address individual and group motivation for learning and classroom behavior	40.00% 2	40.00% 2	20.00% 1	0.00% 0	0.00% 0	5
– To teach beginning and/or content area literacy skills	20.00% 1	40.00% 2	20.00% 1	0.00% 0	20.00% 1	5
– To assess student learning both formatively and summatively, to provide effective feedback to students, and to use research and evidence to measure student progress	40.00% 2	40.00% 2	20.00% 1	0.00% 0	0.00% 0	5
– To model appropriate and responsible use of technology and to implement use of technology in instruction when appropriate and effective	20.00% 1	40.00% 2	40.00% 2	0.00% 0	0.00% 0	5
– To understand one's personal perspectives and biases and their effects on one's teaching	0.00% 0	60.00% 3	40.00% 2	0.00% 0	0.00% 0	5
– To understand how to identify individual needs and how to locate and access technology, services, and resources to address those needs	0.00% 0	80.00% 4	0.00% 0	20.00% 1	0.00% 0	5
– To build and maintain collaborative relationships for fostering cognitive, linguistic, physical, and social and emotional development, working as a team member with colleagues, students, parents/guardians, and community members.	40.00% 2	20.00% 1	20.00% 1	20.00% 1	0.00% 0	5
– To be an ethical and reflective practitioner who exhibits professionalism; provides leadership in the learning community; and advocates for students, parents/guardians, and the profession.	25.00% 1	25.00% 1	50.00% 2	0.00% 0	0.00%	

## College of Education

### Year 3 Completer/ Graduate Survey Summary

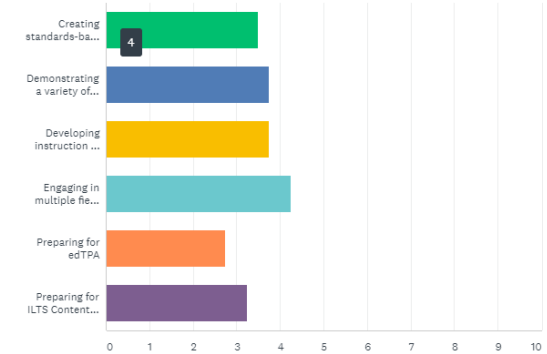
#### Q16 My satisfaction with each of these program components could be described in the following manner:

	VERY SATISFIED	SATISFIED	NEUTRAL	DISSATISFIED	VERY DISSATISFIED	TOTAL	WEIGHTED AVERAGE
Choice of license level (certification), i.e., Early Childhood, Elementary, Middle Grades, Secondary	25.00% 1	75.00% 3	0.00% 0	0.00% 0	0.00% 0	4	4.25
Interaction with my teacher preparation faculty	25.00% 1	50.00% 2	0.00% 0	0.00% 0	25.00% 1	4	3.50
Teacher education program advising in my area	0.00% 0	25.00% 1	25.00% 1	0.00% 0	50.00% 2	4	2.25
Overall quality of my education program	0.00% 0	75.00% 3	0.00% 0	25.00% 1	0.00% 0	4	3.50
Student teaching supervision	25.00% 1	25.00% 1	50.00% 2	0.00% 0	0.00% 0	4	3.75



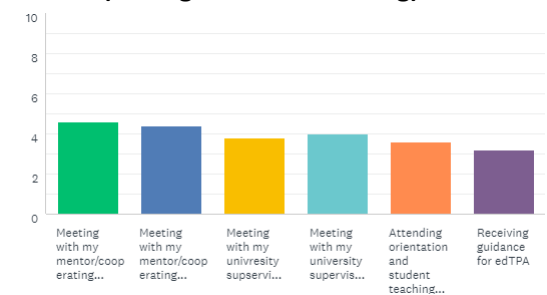
#### Q17 I would describe the opportunities listed below in the following manner (Pre-Student Teaching):

	VERY VALUABLE	VALUABLE	MODERATELY VALUABLE	SLIGHTLY VALUABLE	NOT VALUABLE	TOTAL	WEIGHTED AVERAGE
Creating standards-based, data-driven lesson plans	0.00% 0	75.00% 3	0.00% 0	25.00% 1	0.00% 0	4	3.50
Demonstrating a variety of strategies and models of teaching	25.00% 1	50.00% 2	0.00% 0	25.00% 1	0.00% 0	4	3.75
Developing instruction for PreK-12 students	25.00% 1	50.00% 2	0.00% 0	25.00% 1	0.00% 0	4	3.75
Engaging in multiple field experiences	25.00% 1	75.00% 3	0.00% 0	0.00% 0	0.00% 0	4	4.25
Preparing for edTPA	0.00% 0	25.00% 1	25.00% 1	50.00% 2	0.00% 0	4	2.75
Preparing for ILTS Content Examination(s)	0.00% 0	50.00% 2	25.00% 1	25.00% 1	0.00% 0	4	3.25



#### Q18 I would describe the opportunities listed below in the following manner (During Student Teaching):

	VERY VALUABLE	VALUABLE	SOMEWHAT VALUABLE	SLIGHTLY VALUABLE	NOT VALUABLE	TOTAL	WEIGHTED AVERAGE
Meeting with my mentor/cooperating teacher to discuss my lesson plans	80.00% 4	0.00% 0	20.00% 1	0.00% 0	0.00% 0	5	4.60
Meeting with my mentor/cooperating teacher to discuss my teaching	80.00% 4	0.00% 0	0.00% 0	20.00% 1	0.00% 0	5	4.40
Meeting with my university supervisor to discuss my lesson plans	40.00% 2	0.00% 0	60.00% 3	0.00% 0	0.00% 0	5	3.80
Meeting with my university supervisor to discuss my teaching	40.00% 2	20.00% 1	40.00% 2	0.00% 0	0.00% 0	5	4.00
Attending orientation and student teaching seminars	40.00% 2	20.00% 1	20.00% 1	0.00% 0	20.00% 1	5	3.60
Receiving guidance for edTPA	40.00% 2	0.00% 0	20.00% 1	20.00% 1	20.00% 1	5	3.20



#### Q19 Other than student teaching, the program component most valuable to me in preparation for teaching was:

- The labs. Being with actual students and creating lessons and implementing lessons.
- Test prep

## College of Education

### Year 3 Completer/ Graduate Survey Summary

**Q20 I would make the following recommendation(s) to improve pre-student teaching field experience:**

- For the principal program, include more on data. For example, pivot tables. Also more on budgets and scheduling. I had no experience with budgets and minimal for scheduling.
- Make sure there is clear and concise

**Q21 I would make the following recommendation(s) to improve the student teaching experience:**

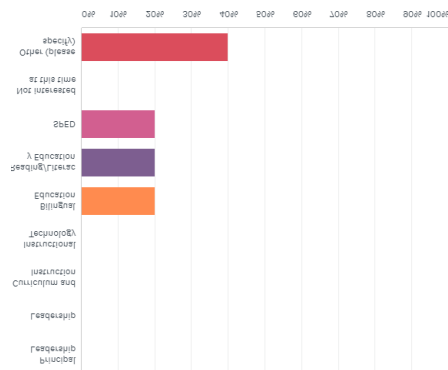
- Not judge where a student would like to student teach. I received a lot of negative comments and loops for wanting to student teach in Cps.
- More instruction as to what expectations are

**Q22 I would make the following recommendation(s) to improve my program overall:**

- I understand that the administration program changed to meet state requirements, however, I feel like the school finance component was sorely lacking. While many districts have a business manager that handles building budgets (or at least sets them), a class focusing on finance would be beneficial (not just a seminar).
- More interaction with students to walk them through what the program consist of with 2nd career choices.

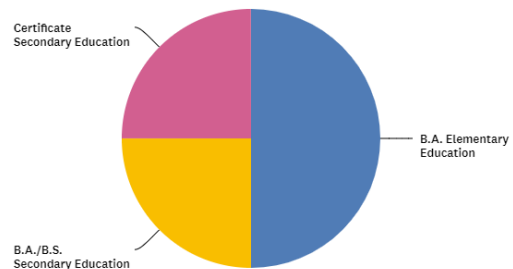
**Q23 I am interested in pursuing advanced professional development, entitlement, licensure, or degree in the following area:**

ANSWER CHOICES	RESPONSES	
Principal Leadership	0.00%	0
Leadership	0.00%	0
Curriculum and Instruction	0.00%	0
Instructional Technology	0.00%	0
Bilingual Education	20.00%	1
Reading/Literacy Education	20.00%	1
SPED	20.00%	1
Not Interested at this time	0.00%	0
Other (please specify)	Responses 40.00%	2
<b>TOTAL</b>		<b>5</b>



**Q24 I graduated from or completed the following program:**

ANSWER CHOICES	RESPONSES	
B.A. Early Childhood	0.00%	0
B.A. Elementary Education	50.00%	2
B.A./B.S. Secondary Education	25.00%	1
M.A. Early Childhood Education	0.00%	0
M.A. Education - Mathematics Education	0.00%	0
Certificate Early Childhood Education	0.00%	0
Certificate Secondary Education	25.00%	1
<b>TOTAL</b>		<b>4</b>





# College of Education

## Year 3 Completer/ Graduate Survey Summary

### Q25 My Early Childhood Education program prepared me in the following areas:

No Early Childhood Respondents

### Q26 My experience in the Early Childhood Education program was characterized by the following statements:

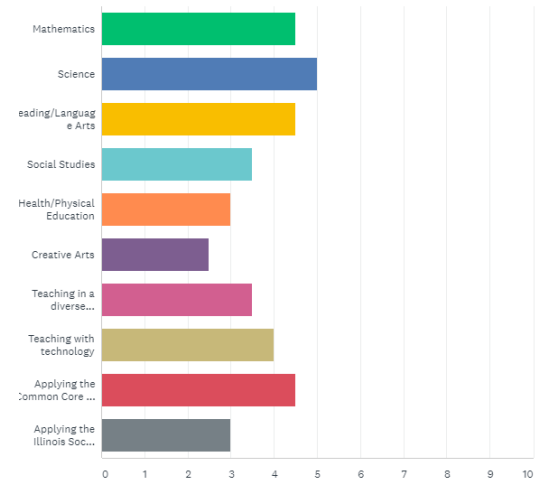
No Early Childhood Respondents

### Q27 I am finished with this page.

No Response

### Q28 As a result of my experience in the Elementary Education program, I believe I am well prepared in the following areas:

	STRONGLY AGREE	AGREE	NEUTRAL	DISAGREE	STRONGLY DISAGREE	TOTAL	WEIGHTED AVERAGE
Mathematics	50.00% 1	50.00% 1	0.00% 0	0.00% 0	0.00% 0	2	4.50
Science	100.00% 2	0.00% 0	0.00% 0	0.00% 0	0.00% 0	2	5.00
Reading/Language Arts	50.00% 1	50.00% 1	0.00% 0	0.00% 0	0.00% 0	2	4.50
Social Studies	50.00% 1	0.00% 0	0.00% 0	50.00% 1	0.00% 0	2	3.50
Health/Physical Education	0.00% 0	50.00% 1	0.00% 0	50.00% 1	0.00% 0	2	3.00
Creative Arts	0.00% 0	0.00% 0	50.00% 1	50.00% 1	0.00% 0	2	2.50
Teaching in a diverse classroom or school	50.00% 1	0.00% 0	0.00% 0	50.00% 1	0.00% 0	2	3.50
Teaching with technology	50.00% 1	0.00% 0	50.00% 1	0.00% 0	0.00% 0	2	4.00
Applying the Common Core and Illinois Learning Standards	50.00% 1	50.00% 1	0.00% 0	0.00% 0	0.00% 0	2	4.50
Applying the Illinois Social Emotional Learning Goals	50.00% 1	0.00% 0	0.00% 0	0.00% 0	50.00% 1	2	3.00



### Q29 My experience in the Elementary Education program was characterized by the following statements:

	STRONGLY AGREE	AGREE	NEUTRAL	DISAGREE	STRONGLY DISAGREE	TOTAL	WEIGHTED AVERAGE
I was challenged and supported.	0.00% 0	50.00% 1	50.00% 1	0.00% 0	0.00% 0	2	3.50
Faculty took an interest in me.	0.00% 0	50.00% 1	0.00% 0	0.00% 0	50.00% 1	2	2.50
Evaluation of my performance was linked to standards.	0.00% 0	100.00% 2	0.00% 0	0.00% 0	0.00% 0	2	4.00
I developed conceptually.	0.00% 0	100.00% 2	0.00% 0	0.00% 0	0.00% 0	2	4.00
My personal and professional social/emotional competencies were enhanced.	0.00% 0	100.00% 2	0.00% 0	0.00% 0	0.00% 0	2	4.00
I developed skills to create meaningful experiences for students.	0.00% 0	100.00% 2	0.00% 0	0.00% 0	0.00% 0	2	4.00
I developed skills to actively engage students in learning.	0.00% 0	100.00% 2	0.00% 0	0.00% 0	0.00% 0	2	4.00
I developed skills in lesson and unit planning.	50.00% 1	50.00% 1	0.00% 0	0.00% 0	0.00% 0	2	4.50
I gained skills in making adaptations for diverse students.	0.00% 0	50.00% 1	50.00% 1	0.00% 0	0.00% 0	2	3.50
I developed skills in communication and collaboration with families, colleagues, and the community.	0.00% 0	100.00% 2	0.00% 0	0.00% 0	0.00% 0	2	4.00
I developed skills in the assessment of instruction and learning.	0.00% 0	100.00% 2	0.00% 0	0.00% 0	0.00% 0	2	4.00

I developed effective classroom management strategies.	0.00% 0	50.00% 1	50.00% 1	0.00% 0	0.00% 0	2	3.50
I gained a deeper understanding of cultural diversity.	0.00% 0	50.00% 1	0.00% 0	50.00% 1	0.00% 0	2	3.00
I developed skills in the use of technology.	0.00% 0	50.00% 1	50.00% 1	0.00% 0	0.00% 0	2	3.50
I received a strong background in the development of critical thinking, problem solving, and performance skills	0.00% 0	100.00% 2	0.00% 0	0.00% 0	0.00% 0	2	4.00
I developed skills in communication and collaboration with families, colleagues, and the community.	0.00% 0	100.00% 2	0.00% 0	0.00% 0	0.00% 0	2	4.00

## College of Education

### Year 3 Completer/ Graduate Survey Summary

**Q30 I am finished with this page.**

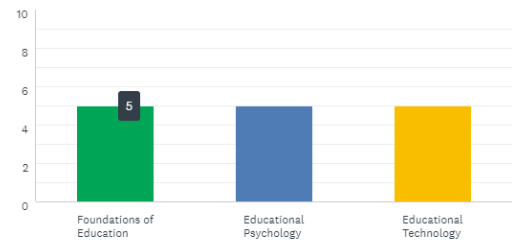
No Response

**Q31 I would make the following recommendation(s) to improve the microteaching experience:**

No Response

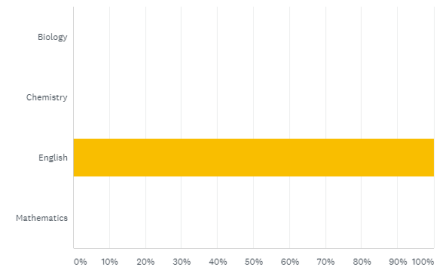
**Q32 My Secondary Education program prepared me the following:**

	VERY WELL	WELL	ADEQUATELY	POORLY	NOT AT ALL	TOTAL	WEIGHTED AVERAGE
Foundations of Education	100.00% 1	0.00% 0	0.00% 0	0.00% 0	0.00% 0	1	5.00
Educational Psychology	100.00% 1	0.00% 0	0.00% 0	0.00% 0	0.00% 0	1	5.00
Educational Technology	100.00% 1	0.00% 0	0.00% 0	0.00% 0	0.00% 0	1	5.00



**Q33 My content area major is:**

ANSWER CHOICES	RESPONSES
Biology	0.00% 0
Chemistry	0.00% 0
English	100.00% 1
Mathematics	0.00% 0
TOTAL	1



**Q34 My Biology Education program prepared me to teach in the following subject areas (Select "NA" if an area was not included in your program of study):**

No Response

**Q35 My Biology Education program prepared me to accomplish the following:**

No Response

**Q36 My experience in the Biology Education program was characterized by the following statements:**

No Response

**Q37 I am finished with this page.**

**Q38 My Chemistry Education program prepared me to teach in the following subject areas (Select "NA" if an area was not included in your program of study):**

No Response

**Q39 My Chemistry Education program prepared me to accomplish the following:**

No Response

**Q40 My experience in the Chemistry Education program was characterized by the following statements:**

No Response

## College of Education

### Year 3 Completer/ Graduate Survey Summary

**Q41 I am finished with this page.**

**Q42 My English Education program prepared me to teach in the following subject areas (Select “NA” if an area was not included in your program of study):**

	VERY WELL	WELL	ADEQUATELY	POORLY	NOT AT ALL	TOTAL	WEIGHTED AVERAGE
British Literature to 1785	100.00% 1	0.00% 0	0.00% 0	0.00% 0	0.00% 0	1	5.00
British Literature after 1785	0.00% 0	100.00% 1	0.00% 0	0.00% 0	0.00% 0	1	4.00
American Literature to 1865	100.00% 1	0.00% 0	0.00% 0	0.00% 0	0.00% 0	1	5.00
American Literature after 1865	0.00% 0	100.00% 1	0.00% 0	0.00% 0	0.00% 0	1	4.00
World Mythologies	100.00% 1	0.00% 0	0.00% 0	0.00% 0	0.00% 0	1	5.00
Advanced Composition	100.00% 1	0.00% 0	0.00% 0	0.00% 0	0.00% 0	1	5.00
Linguistics	0.00% 0	100.00% 1	0.00% 0	0.00% 0	0.00% 0	1	4.00
Modern English Grammar	100.00% 1	0.00% 0	0.00% 0	0.00% 0	0.00% 0	1	5.00
Major Black Authors	0.00% 0	100.00% 1	0.00% 0	0.00% 0	0.00% 0	1	4.00
Contemporary Literature	0.00% 0	100.00% 1	0.00% 0	0.00% 0	0.00% 0	1	4.00
Young Adult Literature	0.00% 0	100.00% 1	0.00% 0	0.00% 0	0.00% 0	1	4.00
Literary Criticism	0.00% 0	100.00% 1	0.00% 0	0.00% 0	0.00% 0	1	4.00
Shakespeare's Plays	0.00% 0	100.00% 1	0.00% 0	0.00% 0	0.00% 0	1	4.00
Rhetorical Theory and Practice	0.00% 0	100.00% 1	0.00% 0	0.00% 0	0.00% 0	1	4.00

**Q43 My English Education program prepared me to accomplish the following:**

Teach the theories and practices of reading and writing	0.00% 0	100.00% 1	0.00% 0	0.00% 0	0.00% 0	1	4.00
Use the methodologies of English Education to teach literature and composition	0.00% 0	100.00% 1	0.00% 0	0.00% 0	0.00% 0	1	4.00
Design and assess curricula based on state and national standards	0.00% 0	100.00% 1	0.00% 0	0.00% 0	0.00% 0	1	4.00
Design, implement, and assess instruction based on the Common Core and state and national standards	0.00% 0	100.00% 1	0.00% 0	0.00% 0	0.00% 0	1	4.00
Relate literature and literacy to the interests of students	0.00% 0	100.00% 1	0.00% 0	0.00% 0	0.00% 0	1	4.00
Use small groups to facilitate inquiry	0.00% 0	100.00% 1	0.00% 0	0.00% 0	0.00% 0	1	4.00
Use a variety of teaching and learning strategies to engage and challenge all students	0.00% 0	100.00% 1	0.00% 0	0.00% 0	0.00% 0	1	4.00
Teach English in a diverse classroom	0.00% 0	100.00% 1	0.00% 0	0.00% 0	0.00% 0	1	4.00
Work with students with special needs	0.00% 0	100.00% 1	0.00% 0	0.00% 0	0.00% 0	1	4.00
Apply the Common Core	0.00% 0	100.00% 1	0.00% 0	0.00% 0	0.00% 0	1	4.00

## College of Education

### Year 3 Completer/ Graduate Survey Summary

**Q44 My experience in the English Education program was characterized by the following statements:**

	STRONGLY AGREE	AGREE	NEUTRAL	DISAGREE	STRONGLY DISAGREE	TOTAL	WEIGHTED AVERAGE
I was challenged and supported.	0.00% 0	100.00% 1	0.00% 0	0.00% 0	0.00% 0	1	4.00
Faculty took an interest in me.	0.00% 0	100.00% 1	0.00% 0	0.00% 0	0.00% 0	1	4.00
Evaluation of my performance was linked to standards.	0.00% 0	100.00% 1	0.00% 0	0.00% 0	0.00% 0	1	4.00
I developed conceptually.	0.00% 0	100.00% 1	0.00% 0	0.00% 0	0.00% 0	1	4.00
My personal and professional social/emotional competencies were enhanced.	0.00% 0	100.00% 1	0.00% 0	0.00% 0	0.00% 0	1	4.00
I developed skills to create meaningful learning experiences for students.	0.00% 0	100.00% 1	0.00% 0	0.00% 0	0.00% 0	1	4.00
I developed skills to actively engage students in learning.	0.00% 0	100.00% 1	0.00% 0	0.00% 0	0.00% 0	1	4.00
I developed skills in lesson and unit planning.	0.00% 0	100.00% 1	0.00% 0	0.00% 0	0.00% 0	1	4.00
I gained skills in making adaptations for diverse students.	0.00% 0	100.00% 1	0.00% 0	0.00% 0	0.00% 0	1	4.00
I developed skills in communication and collaboration with families, colleagues, and the community.	0.00% 0	100.00% 1	0.00% 0	0.00% 0	0.00% 0	1	4.00
I developed skills in the assessment of instruction and	0.00% 0	100.00% 1	0.00% 0	0.00% 0	0.00% 0	1	4.00

**Q45 I am finished with this page.**

**Q46 My Mathematics Education program prepared me to teach in the following subject areas (Select "NA" if an area was not included in your program of study):**

No Math Respondents

**Q47 My Mathematics Education program prepared me to accomplish the following:**

No Math Respondents

**Q48 My experience in the Mathematics Education program was characterized by the following statements:**

No Math Respondents

**Q49 I am finished with this page.**

**Q50 I received a degree in the following program:**

No Responses

**Q51 How satisfied are you with the following?**

No Response

**Q52 Indicate your perception of the quality of the program components listed below:**

No Response

## College of Education

### Year 3 Completer/ Graduate Survey Summary

- Q53 I would make the following recommendation(s) to improve my program overall:**  
No Response
- Q54 The Educational Administration program prepared me to demonstrate an understanding of and the capacity to implement the following:**  
No Response
- Q55 In which of the following leadership roles do you engage as a part of your current professional position? Select "Yes" or "No" as each is applicable to you.**  
No Response
- Q56 At this point in your career, what is your intention regarding a position in educational administration? Select "Yes" or "No" as each is applicable to you.**  
No Response
- Q57 To what extent were you able to engage in the following during your practicum experiences?**  
No Response
- Q58 How valuable were the following in your practicum experience?**  
No Response
- Q59 I would make the following recommendation(s) to improve practicum experience:**  
No Response
- Q60 I am finished with this page.**