



GOVERNORS STATE UNIVERSITY

COLLEGE OF EDUCATION

FALL 2017 COMPLETERS

EXIT SURVEY EXECUTIVE SUMMARY

Candidates completing their final term are required to complete the “College of Education (COE) Exit Survey”. The Survey is separated into three major categories: Demographics, Attitudes/Perceptions, and Experience at Governors State University (GSU). The purpose of the COE Exit Survey is to collect, analyze, share and improve programs based on candidates’ feedback. The results below are reflective of a pilot survey administered to candidates completing either an initial licensure or advance licensure program. Candidates that were expected to graduate December 2017 here forward will be referred to as completers.

The survey was administered via *Survey Monkey*® as the survey platform. An email is automatically generated and was sent via *Survey Monkey*® when the completers were identified. The EPPU followed this up with an email via the completer’s GSU email account. Three reminder emails were sent within a 2-week period via GSU email. Completers were incentivized by the opportunity to win a \$25.00 gift card. Two completers were randomly selected to receive gift cards.

The survey of sixty-five questions was sent to twenty-four completers. Of the twenty-four eligible participants, twenty-three were initial completers and only one was an advanced completer. Of the twenty-three initial completers, twenty-one responded to the survey and all advanced completers responded to the survey (92% return rate). Survey participants included the following completers: eight (9) elementary, seven (7) secondary, three (3) certificate, two (2) early childhood, and one (1) multi-categorical special education.

The results from each of the 65 questions are presented below followed by a brief summary. Only one advanced completer from one program was included in the survey, therefore several advanced level questions not related to that particular program, of course, have zero respondents.

This survey will be repeated at the end of every term during the candidate’s Student Teaching or Internship course.

Summary Highlights:

- Candidates are mostly white females between the ages of 20 – 25
 - 90% White
 - 79% Females
 - 46% Age 20 - 25
- Candidates have a strong attitude towards GSU, their major and their instructors
 - 75% feel positive about their experience
 - 70% would choose GSU again

- 96% would choose the same major
- 80% rated overall program as positive
- Candidates feel prepared to teach according to the Standards
 - 80 – 100% feel prepared to teach
- Candidates feel competent in their respective content areas
 - 100% rated competent in most courses
- Candidates feel prepared for edTPA
 - Based on narrative
- Most candidates have not committed to continuing education at this time
 - 30% would like to pursue Curriculum and Instruction
 - 16% are not interested in pursuing an advance degree at this time

Recommendations:

- Program coordinators should continue to strengthen curriculum and experiences
- Program coordinators should review feedback regarding individual courses
- Program coordinators should review feedback regarding field experiences

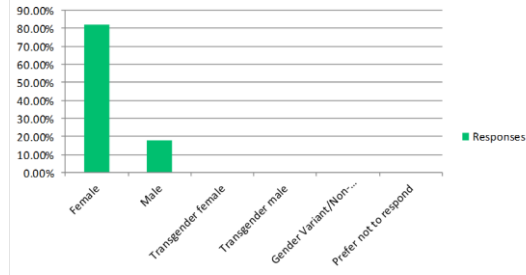
Demographic Information																									
Results	Summary																								
<p>My racial/ethnic origin:</p> <table border="1"> <thead> <tr> <th>Answer Choices</th> <th>Responses</th> </tr> </thead> <tbody> <tr> <td>Black/African-American</td> <td>0.00% 0</td> </tr> <tr> <td>Native American or Alaskan Native</td> <td>0.00% 0</td> </tr> <tr> <td>White/Caucasian</td> <td>86.36% 19</td> </tr> <tr> <td>Asian</td> <td>0.00% 0</td> </tr> <tr> <td>Hispanic or Latino of any race</td> <td>4.55% 1</td> </tr> <tr> <td>Native Hawaiian or other Pacific Islander</td> <td>0.00% 0</td> </tr> <tr> <td>Two or more races</td> <td>0.00% 0</td> </tr> <tr> <td>Other</td> <td>4.55% 1</td> </tr> <tr> <td>Prefer not to respond</td> <td>4.55% 1</td> </tr> <tr> <td>Answered</td> <td>22</td> </tr> <tr> <td>Skipped</td> <td>0</td> </tr> </tbody> </table> 	Answer Choices	Responses	Black/African-American	0.00% 0	Native American or Alaskan Native	0.00% 0	White/Caucasian	86.36% 19	Asian	0.00% 0	Hispanic or Latino of any race	4.55% 1	Native Hawaiian or other Pacific Islander	0.00% 0	Two or more races	0.00% 0	Other	4.55% 1	Prefer not to respond	4.55% 1	Answered	22	Skipped	0	<p>Race: 90% W; 4% B; 4%H</p>
Answer Choices	Responses																								
Black/African-American	0.00% 0																								
Native American or Alaskan Native	0.00% 0																								
White/Caucasian	86.36% 19																								
Asian	0.00% 0																								
Hispanic or Latino of any race	4.55% 1																								
Native Hawaiian or other Pacific Islander	0.00% 0																								
Two or more races	0.00% 0																								
Other	4.55% 1																								
Prefer not to respond	4.55% 1																								
Answered	22																								
Skipped	0																								
<p>The gender with which I most identify:</p>	<p>Gender: 79% F; 21% M</p>																								

Demographic Information

Results

Answer Choices	Responses	
Female	81.82%	18
Male	18.18%	4
Transgender female	0.00%	0
Transgender male	0.00%	0
Gender Variant/Non-Conformin	0.00%	0
Prefer not to respond	0.00%	0
Answered		22
Skipped		0

The gender with which I most identify:

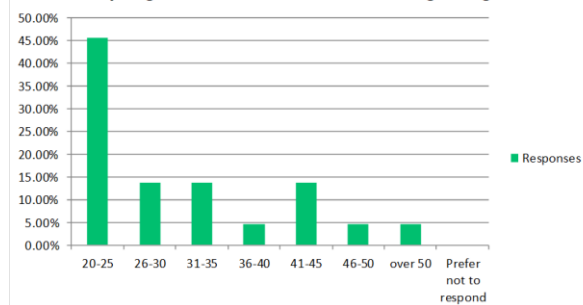


Summary

My age falls within the following range:

Answer Choices	Responses	
20-25	45.45%	10
26-30	13.64%	3
31-35	13.64%	3
36-40	4.55%	1
41-45	13.64%	3
46-50	4.55%	1
over 50	4.55%	1
Prefer not to respond	0.00%	0
Answered		22
Skipped		0

My age falls within the following range:



Age:

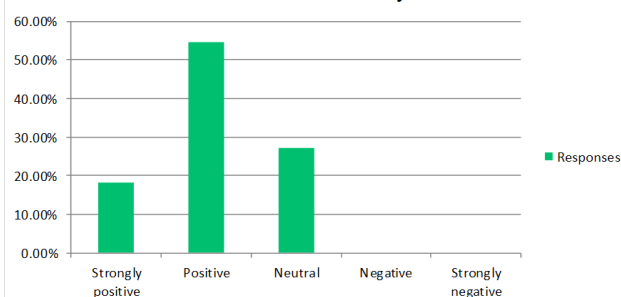
46% (20-25); 12.5% (26-30);
12.5% (31-35);12.5% (41-45)

University Experience

My present attitude toward Governors State University:

Answer Choices	Responses	
Strongly positive	18.18%	4
Positive	54.55%	12
Neutral	27.27%	6
Negative	0.00%	0
Strongly negative	0.00%	0
Answered		22
Skipped		0

My present attitude toward Governors State University:



Attitude:

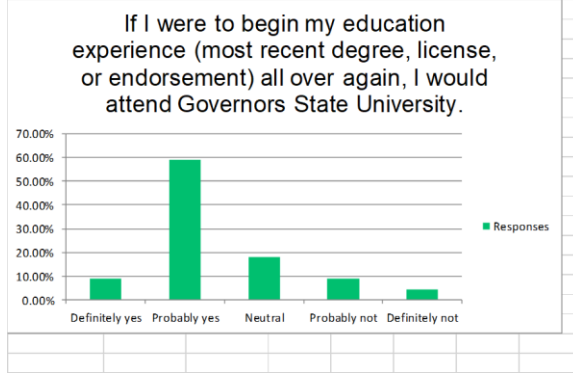
75% Strongly Positive-Positive;
25% Neutral

University Experience

If I were to begin my education experience (most recent degree, license, or endorsement) all over again, I would attend Governors State University.

Education at GSU Do-Over
70% Definitely-Probably Yes; 16% Neutral; 3% Probably-Definitely not

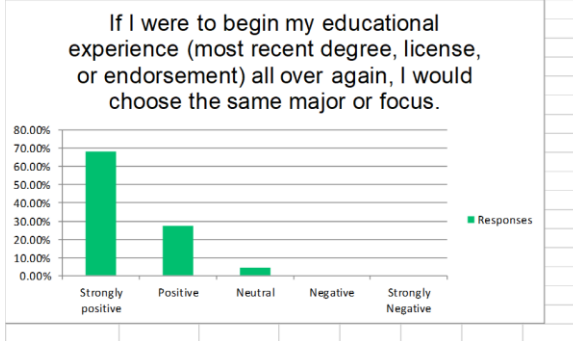
Answer Choice	Responses
Definitely yes	9.09% 2
Probably yes	59.09% 13
Neutral	18.18% 4
Probably not	9.09% 2
Definitely not	4.55% 1
Answered	22
Skipped	0



If I were to begin my educational experience (most recent degree, license, or endorsement) all over again, I would choose the same major or focus.

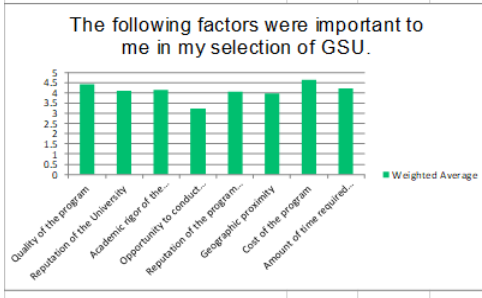
Major Do-over
96% Strongly Positive-Positive; 5% Neutral

Answer Choices	Responses
Strongly positive	68.18% 15
Positive	27.27% 6
Neutral	4.55% 1
Negative	0.00% 0
Strongly Negative	0.00% 0
Answered	22
Skipped	0



The following factors were important to me in my selection of GSU.

	Extremely Important	Very Important	Neutral	Slightly Important	Not at all Important	Total	Weighted Average
Quality of the program	59.09% 13	27.27% 6	9.09% 2	4.55% 1	0.00% 0	22	4.41
Reputation of the University	45.45% 10	31.82% 7	13.64% 3	4.55% 1	4.55% 1	22	4.09
Academic rigor of the program	45.45% 10	31.82% 7	18.18% 4	0.00% 0	4.55% 1	22	4.14
Opportunity to conduct research	13.64% 3	13.64% 3	63.64% 14	0.00% 0	9.09% 2	22	3.23
Reputation of the program/faculty	40.91% 9	31.82% 7	22.73% 5	0.00% 0	4.55% 1	22	4.05
Geographic proximity	45.45% 10	18.18% 4	27.27% 6	4.55% 1	4.55% 1	22	3.95
Cost of the program	77.27% 17	18.18% 4	0.00% 0	0.00% 0	4.55% 1	22	4.64
Amount of time required to complete the program	54.55% 12	18.18% 4	22.73% 5	4.55% 1	0.00% 0	22	4.23
Answered						22	
Skipped						0	



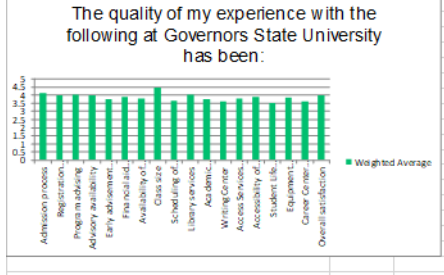
96% Cost; 87% Quality; 78% Rigor; 75% Length of Time; 67% Location ...

University Experience

(Least important - Research)

The quality of my experience with the following at Governors State University has been:

	Excellent	Good	Neutral	Poor	VeryPoor	N/A	Total	Weighted Average
Admission process	46.46%	10 31.82%	7 13.84%	3 9.09%	2 0.00%	0 0.00%	22	4.14
Registration process	33.33%	7 42.86%	9 14.29%	3 9.52%	2 0.00%	0 0.00%	21	4
Program advising	50.00%	11 22.73%	5 13.84%	3 9.09%	2 4.55%	1 0.00%	22	4.05
Advisory availability	40.91%	9 31.82%	7 18.18%	4 4.55%	1 0.00%	0 0.00%	22	4
Early advisement about employment opportunities in my field	13.64%	3 50.00%	11 27.27%	6 4.55%	1 0.00%	0 4.55%	1	22 3.76
Financial aid counseling	31.82%	7 22.73%	5 31.82%	7 4.55%	1 0.00%	0 9.09%	2	22 3.9
Availability of courses I needed for my program	18.18%	4 59.09%	13 9.09%	2 13.64%	3 0.00%	0 0.00%	0	22 3.82
Class size	54.55%	12 36.36%	8 9.09%	2 0.00%	0 0.00%	0 0.00%	0	22 4.45
Scheduling of classes (days/times)	22.73%	5 40.91%	9 22.73%	5 9.09%	2 4.55%	1 0.00%	0	22 3.86
Library services	33.33%	7 28.57%	6 28.57%	6 0.00%	0 0.00%	0 9.52%	2	21 4.05
Academic Resource Center	18.18%	4 27.27%	6 27.27%	6 4.55%	1 0.00%	0 22.73%	5	22 3.76
Writing Center	9.09%	2 27.27%	6 36.36%	8 0.00%	0 0.00%	0 27.27%	6	22 3.63
Access Services for Students with Disabilities	18.18%	4 18.18%	4 31.82%	7 0.00%	0 0.00%	0 31.82%	7	22 3.3
Accessibility of facilities for students with disabilities	18.18%	4 22.73%	5 27.27%	6 0.00%	0 0.00%	0 31.82%	7	22 3.67
Student Life (extracurricular programs, fitness center, pool, study)	13.64%	3 18.18%	4 27.27%	6 9.09%	2 0.00%	0 31.82%	7	22 3.53
Equipment necessary (computers, lab equipment, technology for)	22.73%	5 36.36%	8 27.27%	6 4.55%	1 0.00%	0 9.09%	2	22 3.65
Career Center counseling	13.64%	3 22.73%	5 31.82%	7 4.55%	1 0.00%	0 27.27%	6	22 3.63
Overall satisfaction	22.73%	5 59.09%	13 13.84%	3 4.55%	1 0.00%	0 0.00%	0	22 4
							Answered	22
							Skipped	0

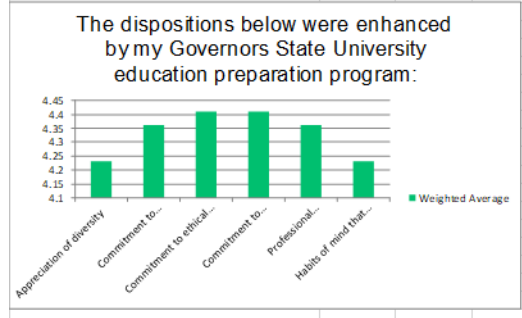


Quality: Highest: 87% Class size; 80% Course Availability; 78% Admissions; 70% Advising..
(Least quality - Disability Services)

Program Experience

The dispositions below were enhanced by my Governors State University education preparation program:

	Strongly Agree	Agree	Neutral	Disagree	Strongly Disagree	Total	Weighted Average
Appreciation of diversity	40.91%	9 40.91%	9 18.18%	4 0.00%	0 0.00%	22	4.23
Commitment to collaborate with colleagues	45.45%	10 45.45%	10 9.09%	2 0.00%	0 0.00%	22	4.36
Commitment to ethical and professional behavior	45.45%	10 50.00%	11 4.55%	1 0.00%	0 0.00%	22	4.41
Commitment to lifelong learning	50.00%	11 40.91%	9 9.09%	2 0.00%	0 0.00%	22	4.41
Professional Development	45.45%	10 45.45%	10 9.09%	2 0.00%	0 0.00%	22	4.36
Habits of mind that revealed reasoned eclecticism	40.91%	9 40.91%	9 18.18%	4 0.00%	0 0.00%	22	4.23
						Answered	22
						Skipped	0



Dispositions: All over 83%; 91% Collaboration – 83% Eclecticism

Courses that were most helpful to me were the following:

Answered 16
Skipped 6

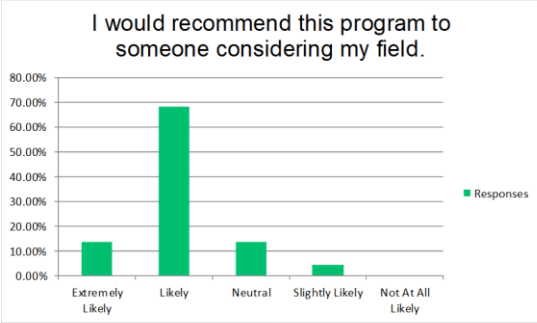
Helpful Courses: All, Methods, Labs, Mindfulness, Middle School

I would recommend this program to someone considering my field.

Would Recommend:
82% Extremely-Likely; 12.5% Neutral; 4% Slightly likely


Program Experience

Answer Choices	Responses	
Extremely Likely	13.64%	3
Likely	68.18%	15
Neutral	13.64%	3
Slightly Likely	4.55%	1
Not At All Likely	0.00%	0
Answered	22	
Skipped	0	



My program prepared me for the certification/licensure exam.

Answer Choices	Responses	
Strongly Agree	45.45%	10
Agree	31.82%	7
Neutral	13.64%	3
Disagree	9.09%	2
Strongly Disagree	0.00%	0
Answered	22	
Skipped	0	



Preparation for Licensure exam:

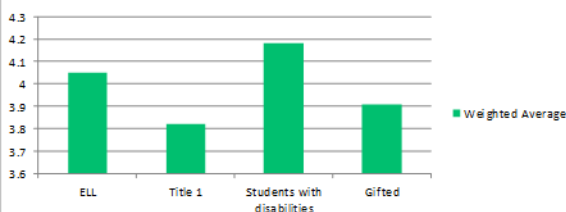
80% Strongly – Agree; 12.5% Neutral; 8% Disagree

Program Information

The following groups of students were represented in the schools where I observed, interned, student taught and/or focused my advanced study.

	Always	Often	Sometimes	Rarely	Never	Total	Weighted Average
ELL	36.36%	40.91%	13.64%	9.09%	0.00%	22	4.05
Title 1	36.36%	31.82%	18.18%	4.55%	9.09%	22	3.82
Students with disabilities	50.00%	22.73%	22.73%	4.55%	0.00%	22	4.18
Gifted	36.36%	27.27%	31.82%	0.00%	4.55%	22	3.91
Answered	22						
Skipped	0						

The following groups of students were represented in the schools where I observed, interned, student taught and/or focused my advanced study.



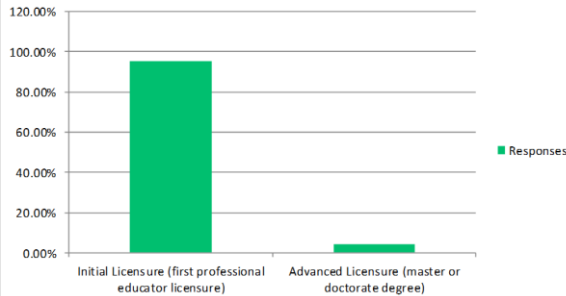
Diversity of students in schools: 70% Disabilities; 75% ELL; 67% Title I; 62% Gifted

Program Information

I will graduate from the following program:

Answer Choices	Responses
Initial Licensure (first professional educator licensure)	95.45% 21
Advanced Licensure (master or doctorate degree)	4.55% 1
	Answered 22
	Skipped 0

I will graduate from the following program:



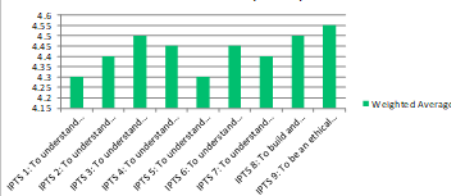
Graduate from what Program:
23 Initial Licensure; 1 Advanced

Initial Licensure

My program prepared me to meet the following Illinois Professional Teaching Standards (IPTS):

	Extremely Well	Well	Adequately	Poorly	Not At All	Total	Weighted Average					
IPTS 1: To understand the spectrum of student diversity (e.g., race, ethnicity, gender, socioeconomic status, etc.)	45.00%	9	40.00%	8	15.00%	3	0.00%	0	0.00%	0	20	4.3
IPTS 2: To understand how each student constructs knowledge	55.00%	11	30.00%	6	15.00%	3	0.00%	0	0.00%	0	20	4.4
IPTS 3: To understand how teaching and student learning are influenced by the social, cultural, and economic contexts of the classroom	60.00%	12	30.00%	6	10.00%	2	0.00%	0	0.00%	0	20	4.5
IPTS 4: To understand the impact of cognitive, emotional, physical, and social factors on student learning	55.00%	11	35.00%	7	10.00%	2	0.00%	0	0.00%	0	20	4.45
IPTS 5: To understand the impact of linguistic and cultural diversity on student learning	45.00%	9	40.00%	8	15.00%	3	0.00%	0	0.00%	0	20	4.3
IPTS 6: To understand his or her personal perspectives and biases	55.00%	11	35.00%	7	10.00%	2	0.00%	0	0.00%	0	20	4.45
IPTS 7: To understand how to identify individual needs and how to differentiate instruction	55.00%	11	30.00%	6	15.00%	3	0.00%	0	0.00%	0	20	4.4
IPTS 8: To build and maintain collaborative relationships for fostering student learning	60.00%	12	30.00%	6	10.00%	2	0.00%	0	0.00%	0	20	4.5
IPTS 9: To be an ethical and reflective practitioner who exhibits professionalism	65.00%	13	25.00%	5	10.00%	2	0.00%	0	0.00%	0	20	4.55
											Answered	20
											Skipped	2

My program prepared me to meet the following Illinois Professional Teaching Standards (IPTS):



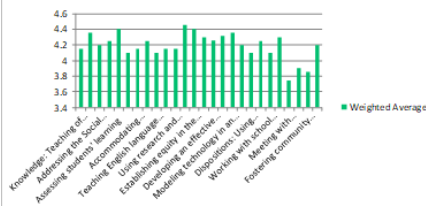
Highest preparation for IPTS: All above 85%

My program prepared me in the following areas:

Initial Licensure

	Extremely Well	Well	Adequately	Poorly	Not at All	Total	Weighted Average					
Knowledge: Teaching of my primary's subject/content area(s)	40.00%	8	35.00%	7	25.00%	5	0.00%	0	0.00%	0	20	4.15
Addressing the Common Core State Standards	45.00%	9	45.00%	9	10.00%	2	0.00%	0	0.00%	0	20	4.35
Addressing the Social Emotional Learning goals	35.00%	7	55.00%	11	5.00%	1	5.00%	1	0.00%	0	20	4.2
Implementing developmentally appropriate instruction	45.00%	9	35.00%	7	20.00%	4	0.00%	0	0.00%	0	20	4.25
Assessing students' learning	50.00%	10	40.00%	8	10.00%	2	0.00%	0	0.00%	0	20	4.4
Using data to inform instruction	35.00%	7	45.00%	9	15.00%	3	5.00%	1	0.00%	0	20	4.1
Accommodating instruction for students with disabilities	40.00%	8	40.00%	8	15.00%	3	5.00%	1	0.00%	0	20	4.15
Implementing culturally responsive instructional strategies	40.00%	8	45.00%	9	15.00%	3	0.00%	0	0.00%	0	20	4.25
Teaching English language learners (ELLs)	35.00%	7	40.00%	8	25.00%	5	0.00%	0	0.00%	0	20	4.1
Teaching literacy skills in my subject area	35.00%	7	45.00%	9	20.00%	4	0.00%	0	0.00%	0	20	4.15
Using research and evidence to measure student progress	40.00%	8	35.00%	7	25.00%	5	0.00%	0	0.00%	0	20	4.15
Skills: Creating a classroom environment conducive to learning	50.00%	10	45.00%	9	5.00%	1	0.00%	0	0.00%	0	20	4.45
Establishing equity in the classroom	45.00%	9	50.00%	10	5.00%	1	0.00%	0	0.00%	0	20	4.4
Addressing individual and group motivation and behavior	50.00%	10	30.00%	6	20.00%	4	0.00%	0	0.00%	0	20	4.3
Developing an effective teacher presences for the classroom	52.50%	10	28.33%	5	15.79%	3	5.25%	1	0.00%	0	19	4.26
Implementing technology in classroom instruction	35.49%	7	57.89%	11	5.25%	1	0.00%	0	0.00%	0	19	4.32
Modeling technology in an appropriate and responsible manner	40.00%	8	55.00%	11	5.00%	1	0.00%	0	0.00%	0	20	4.35
Using effective communication techniques in the classroom	45.00%	9	35.00%	7	15.00%	3	5.00%	1	0.00%	0	20	4.2
Dispositions: Using research and evidence to develop an understanding	45.00%	9	30.00%	6	15.00%	3	10.00%	2	0.00%	0	20	4.1
Using research and evidence to reflect upon and measure my practice	50.00%	10	35.00%	7	5.00%	1	10.00%	2	0.00%	0	20	4.25
Working with school administrators	30.00%	6	50.00%	10	20.00%	4	0.00%	0	0.00%	0	20	4.1
Collaborating with other school professionals	40.00%	8	50.00%	10	10.00%	2	0.00%	0	0.00%	0	20	4.3
Meeting with parents/guardians	25.00%	5	40.00%	8	25.00%	5	5.00%	1	5.00%	1	20	3.75
Utilizing community resources	20.00%	4	55.00%	11	20.00%	4	5.00%	1	0.00%	0	20	3.9
Fostering community relationships	25.00%	5	45.00%	9	20.00%	4	10.00%	2	0.00%	0	20	3.85
Overall preparation to be successful	40.00%	8	45.00%	9	10.00%	2	5.00%	1	0.00%	0	20	4.2
											Answered	20
											Skipped	2

My program prepared me in the following areas:

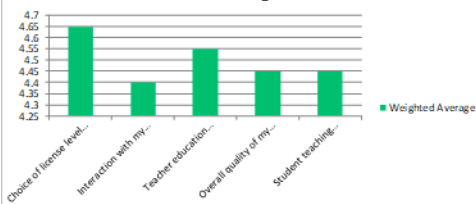


Programmatic Highest Satisfaction: All above 80% - 89% Program Choice, Advising - 80% Overall program

My satisfaction with each of these program components could be described in the following manner.

	Very Satisfied	Satisfied	Neutral	Dissatisfied	Very Dissatisfied	Total	Weighted Average					
Choice of licensure level (certification), i.e., Early Childhood, Elementary	70.00%	14	25.00%	5	5.00%	1	0.00%	0	0.00%	0	20	4.65
Interaction with my teacher preparation faculty	55.00%	11	30.00%	6	15.00%	3	0.00%	0	0.00%	0	20	4.4
Teacher education program advising in my area	65.00%	13	25.00%	5	10.00%	2	0.00%	0	0.00%	0	20	4.55
Overall quality of my teacher education program	60.00%	12	25.00%	5	15.00%	3	0.00%	0	0.00%	0	20	4.45
Student teaching supervision	60.00%	12	30.00%	6	5.00%	1	5.00%	1	0.00%	0	20	4.45
											Answered	20
											Skipped	2

My satisfaction with each of these program components could be described in the following manner.

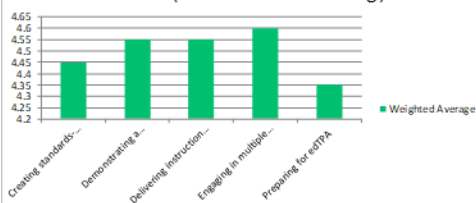


Opportunities pre-student teaching: All above 85% - 90% teaching strategies – 85% data driven lessons

I would describe the following opportunities listed below in the following manner (Pre-Student Teaching):

	Extremely Valuable	Valuable	Neutral	Somewhat Valuable	Not Valuable	Total	Weighted Average					
Creating standards-based, data-driven lesson plans	50.00%	10	45.00%	9	5.00%	1	0.00%	0	0.00%	0	20	4.45
Demonstrating a variety of strategies and models of teaching	60.00%	12	35.00%	7	5.00%	1	0.00%	0	0.00%	0	20	4.55
Delivering instruction to PreK-12 students	60.00%	12	35.00%	7	5.00%	1	0.00%	0	0.00%	0	20	4.55
Engaging in multiple field experiences	70.00%	14	20.00%	4	10.00%	2	0.00%	0	0.00%	0	20	4.6
Preparing for edTPA	60.00%	12	30.00%	6	0.00%	0	5.00%	1	5.00%	1	20	4.35
											Answered	20
											Skipped	2

I would describe the following opportunities listed below in the following manner (Pre-Student Teaching):

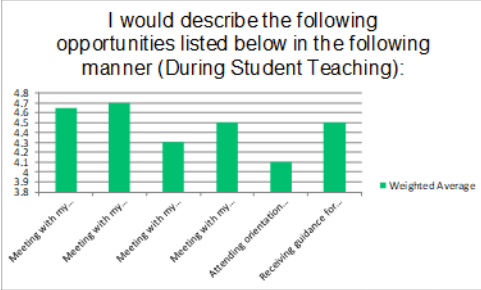


Initial Licensure

Opportunities pre-student teaching: All above 85% - 90% teaching strategies – 85% data driven lessons

I would describe the following opportunities listed below in the following manner (During Student Teaching):

	Extremely Valuable	Valuable	Neutral	Somewhat Valuable	Not Valuable	Total	Weighted Average					
Meeting with my cooperating teacher to discuss my lesson plans	70.00%	14	25.00%	5	5.00%	1	0.00%	0	0.00%	0	20	4.65
Meeting with my cooperating teacher to discuss my teaching	75.00%	15	20.00%	4	5.00%	1	0.00%	0	0.00%	0	20	4.7
Meeting with my university supervisor to discuss my lesson plans	45.00%	9	40.00%	8	15.00%	3	0.00%	0	0.00%	0	20	4.3
Meeting with my university supervisor to discuss my teaching	60.00%	12	30.00%	6	10.00%	2	0.00%	0	0.00%	0	20	4.5
Attending orientation and student teaching seminars	45.00%	9	30.00%	6	15.00%	3	10.00%	2	0.00%	0	20	4.1
Receiving guidance for edTPA	65.00%	13	25.00%	5	5.00%	1	5.00%	1	0.00%	0	20	4.5
											Answered	20
											Skipped	2



Opportunities during student teaching: All above 70% - 90% edTPA guidance – 70% lesson plan guidance

Additional Feedback: Other than student teaching, the program component MOST VALUABLE to me in preparation for teaching was:
 Answered 14
 Skipped 8

Program component most valuable (narrative):
 epTPA; All faculty Lab 2

Other than student teaching, the program component LEAST VALUABLE to me in preparation for teaching was:
 Answered 14
 Skipped 8

Least Value of Program (narrative):
 SS methods; 3 mindfulness courses; topics class; long seminars, micro teaching

I would make the following recommendations to improve field experience:
 Answered 12
 Skipped 10

Recommendations for Field Experience (narrative):
 Students more active in obtaining a cooperating teacher; more appropriate way to tailor lessons for ELL/IEP students; additional classroom management; new schools for labs 1 and 2; expedited licensure

I would make the following recommendations to improve my program overall:
 Answered 10
 Skipped 12

Overall Recommendations (narrative):
 Same; edTPA all day sessions; more communication between professors

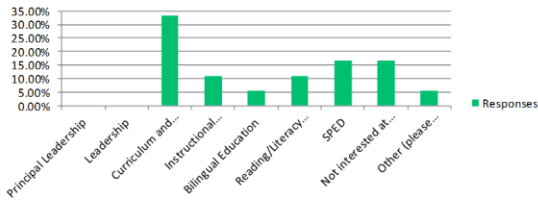
After graduating, I am interested in pursuing advanced professional development, entitlement, licensure, or degree in the following area:

Interest after graduation:
 33% C&I; 16% SPED, Not interested; 11% Technology, Reading
 (least 0% principal leadership, leadership)

Initial Licensure

Answer Choices	Responses	
Principal Leadership	0.00%	0
Leadership	0.00%	0
Curriculum and Instruction	33.33%	6
Instructional Technology	11.11%	2
Bilingual Education	5.56%	1
Reading/Literacy Education	11.11%	2
SPED	16.67%	3
Not interested at this time	16.67%	3
Other (please specify)	5.56%	1
Answered		18
Skipped		4

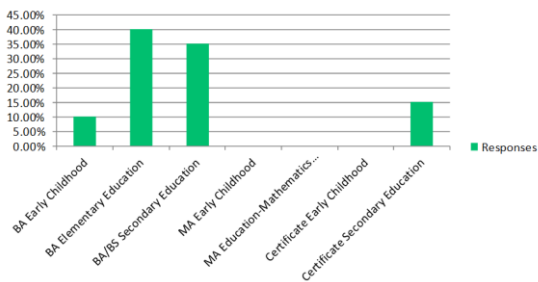
After graduating, I am interested in pursuing advanced professional development, entitlement, licensure, or degree in the following area:



I will graduate from the following program:

Answer Choices	Responses	
BA Early Childhood	10.00%	2
BA Elementary Education	40.00%	8
BA/BS Secondary Education	35.00%	7
MA Early Childhood	0.00%	0
MA Education-Mathematics Education	0.00%	0
Certificate Early Childhood	0.00%	0
Certificate Secondary Education	15.00%	3
Answered		20
Skipped		2

I will graduate from the following program:



Undergrad programs represented:
8 Elementary; 7 Secondary; 3 certificate; 2 early childhood

Advanced Licensure

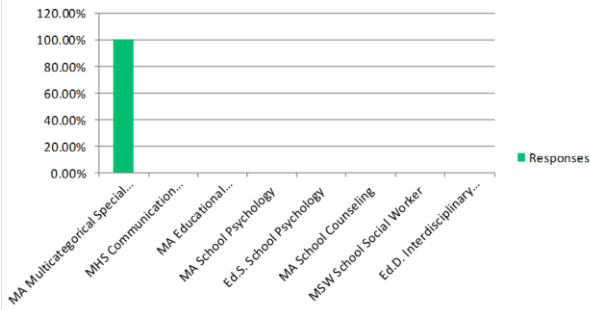
I will graduate from the following program:

Graduate program represented:
1 MA Multicat SPED

Advanced Licensure

Answer Choices	Responses	
MA Multicategorical Special Education	100.00%	1
MHS Communication Disorders- Speech Pathology	0.00%	0
MA Educational Administration - Principal Program	0.00%	0
MA School Psychology	0.00%	0
Ed.S. School Psychology	0.00%	0
MA School Counseling	0.00%	0
MSW School Social Worker	0.00%	0
Ed.D. Interdisciplinary Leadership- School Superintendent	0.00%	0
	Answered	1
	Skipped	21

I will graduate from the following program:

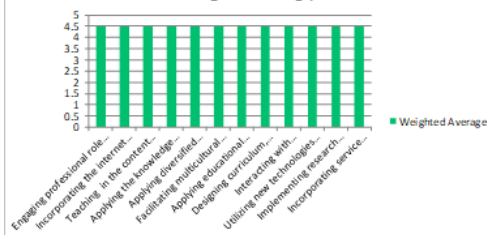


Early Childhood

My program prepared me to implement the following teaching practices:

	Extremely Well	Well	Adequately	Poorly	Not At All	Total	Weighted Average
Engaging professional role as a teacher.	50.00%	1	50.00%	1	0.00%	0	4.5
Incorporating the internet and other technology resources into ins	50.00%	1	50.00%	1	0.00%	0	4.5
Teaching in the content areas (social studies, science, math, an	50.00%	1	50.00%	1	0.00%	0	4.5
Applying the knowledge and applications acquired from our early	50.00%	1	50.00%	1	0.00%	0	4.5
Applying diversified instruction to meet the individual needs of chi	50.00%	1	50.00%	1	0.00%	0	4.5
Facilitating multicultural learning in the classroom.	50.00%	1	50.00%	1	0.00%	0	4.5
Applying educational history and philosophy to current teaching a	50.00%	1	50.00%	1	0.00%	0	4.5
Designing curriculum, instruction, and assessment design to me	50.00%	1	50.00%	1	0.00%	0	4.5
Interacting with administrators, parents, teachers and other profe	50.00%	1	50.00%	1	0.00%	0	4.5
Utilizing new technologies to facilitate learning for children.	50.00%	1	50.00%	1	0.00%	0	4.5
Implementing research based-practices.	50.00%	1	50.00%	1	0.00%	0	4.5
Incorporating service learning needs.	50.00%	1	50.00%	1	0.00%	0	4.5
						Answered	2
						Skipped	20

My program prepared me to implement the following teaching practices:



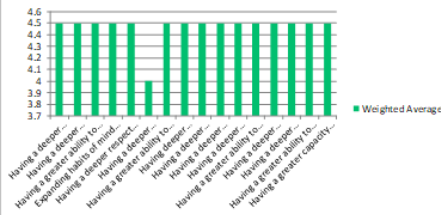
Extreme prep in teaching practices: 100% in 8 areas; 66% in 3 areas

I would describe the quality of my preparation in the following attributes:

Early Childhood

	Extremely Well	Well	Adequately	Poorly	Not At All	Total	Weighted Average					
Having a deeper understanding of the human experience, its unity and diversity	50.00%	1	50.00%	1	0.00%	0	0.00%	0	0.00%	0	2	4.5
Having a deeper understanding of the range and organization of human diversity	50.00%	1	50.00%	1	0.00%	0	0.00%	0	0.00%	0	2	4.5
Having a greater ability to apply knowledge to novel situations	50.00%	1	50.00%	1	0.00%	0	0.00%	0	0.00%	0	2	4.5
Expanding habits of mind characterized by reasoned eclecticism	50.00%	1	50.00%	1	0.00%	0	0.00%	0	0.00%	0	2	4.5
Having a deeper respect for dominant and personal linguistic heritages	50.00%	1	50.00%	1	0.00%	0	0.00%	0	0.00%	0	2	4.5
Having a deeper understanding as a vehicle for constructing knowledge	0.00%	0	100.00%	1	0.00%	0	0.00%	0	0.00%	0	1	4
Having a greater ability to use appropriate technology in the search for knowledge	50.00%	1	50.00%	1	0.00%	0	0.00%	0	0.00%	0	2	4.5
Having deeper understanding of the diversity of language systems	50.00%	1	50.00%	1	0.00%	0	0.00%	0	0.00%	0	2	4.5
Having a deeper understanding that appreciation of human diversity is a goal	50.00%	1	50.00%	1	0.00%	0	0.00%	0	0.00%	0	2	4.5
Having a deeper understanding of how cultures influence the shape of human development	50.00%	1	50.00%	1	0.00%	0	0.00%	0	0.00%	0	2	4.5
Having a deeper understanding of how a culture inculcates its values	50.00%	1	50.00%	1	0.00%	0	0.00%	0	0.00%	0	2	4.5
Having a greater ability to participate in the school's social role and culture	50.00%	1	50.00%	1	0.00%	0	0.00%	0	0.00%	0	2	4.5
Having a deeper knowledge of developmental lifespan theories, like Piaget's	50.00%	1	50.00%	1	0.00%	0	0.00%	0	0.00%	0	2	4.5
Having a deeper knowledge of how to assess indicators of normal development	50.00%	1	50.00%	1	0.00%	0	0.00%	0	0.00%	0	2	4.5
Having a greater ability to respond to developmental differences in children	50.00%	1	50.00%	1	0.00%	0	0.00%	0	0.00%	0	2	4.5
Having a greater capacity to realize your own human development	50.00%	1	50.00%	1	0.00%	0	0.00%	0	0.00%	0	2	4.5
											Answered	2
											Skipped	20

I would describe the quality of my preparation in the following attributes:



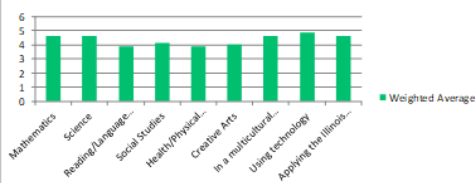
Highest Quality of Attributes: 100% understanding of human exper – 50% constructing knowledge

Elementary Education

As a result of my experience in the Elementary Education program, I believe I am well prepared in the following content areas:

	Strongly Agree	Agree	Neutral	Disagree	Strongly Disagree	Total	Weighted Average					
Mathematics	62.50%	5	37.50%	3	0.00%	0	0.00%	0	0.00%	0	8	4.63
Science	75.00%	6	12.50%	1	12.50%	1	0.00%	0	0.00%	0	8	4.63
Reading/Language Arts	37.50%	3	37.50%	3	0.00%	0	25.00%	2	0.00%	0	8	3.88
Social Studies	25.00%	2	62.50%	5	12.50%	1	0.00%	0	0.00%	0	8	4.13
Health/Physical Education	12.50%	1	62.50%	5	25.00%	2	0.00%	0	0.00%	0	8	3.88
Creative Arts	37.50%	3	37.50%	3	12.50%	1	12.50%	1	0.00%	0	8	4
In a multicultural classroom or school	75.00%	6	12.50%	1	12.50%	1	0.00%	0	0.00%	0	8	4.63
Using technology	87.50%	7	12.50%	1	0.00%	0	0.00%	0	0.00%	0	8	4.88
Applying the Illinois Learning Standards and Common Core	62.50%	5	37.50%	3	0.00%	0	0.00%	0	0.00%	0	8	4.63
											Answered	8
											Skipped	14

As a result of my experience in the Elementary Education program, I believe I am well prepared in the following content areas:

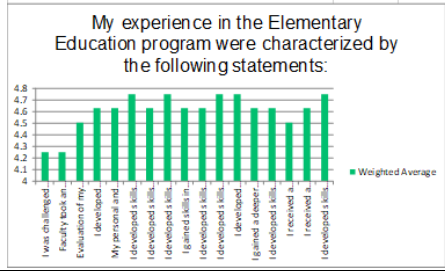


Preparation in content area: Highest: 100% Math, Technology, Common Core; 87% Science, Multicultural; (lowest 75% Reading, Creative Arts)

My experience in the Elementary Education program were characterized by the following statements:

Elementary Education

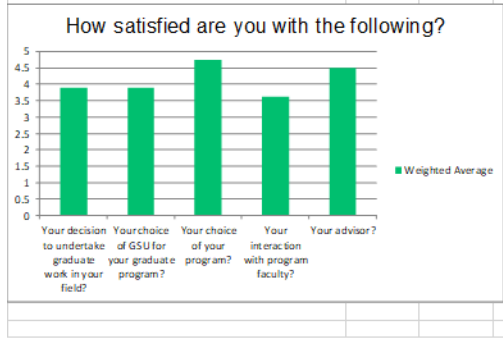
	Strongly Agree	Agree	Neutral	Disagree	Strongly Disagree	Total	Weighted Average				
I was challenged and supported.	37.50%	50.00%	4	12.50%	1	0.00%	0	0.00%	0	8	4.25
Faculty took an interest in me.	37.50%	50.00%	4	12.50%	1	0.00%	0	0.00%	0	8	4.25
Evaluation of my performance was linked to standards.	50.00%	50.00%	4	0.00%	0	0.00%	0	0.00%	0	8	4.5
I developed conceptually.	62.50%	37.50%	3	0.00%	0	0.00%	0	0.00%	0	8	4.63
My personal and professional social/emotional competencies were developed.	62.50%	37.50%	3	0.00%	0	0.00%	0	0.00%	0	8	4.63
I developed skills to create meaningful learning experiences for students.	75.00%	25.00%	2	0.00%	0	0.00%	0	0.00%	0	8	4.75
I developed skills to actively engage students in learning.	62.50%	37.50%	3	0.00%	0	0.00%	0	0.00%	0	8	4.63
I developed skills in lesson and unit planning.	75.00%	25.00%	2	0.00%	0	0.00%	0	0.00%	0	8	4.75
I gained skills in making adaptations for diverse students.	62.50%	37.50%	3	0.00%	0	0.00%	0	0.00%	0	8	4.63
I developed skills in communication and collaboration with families.	62.50%	37.50%	3	0.00%	0	0.00%	0	0.00%	0	8	4.63
I developed skills in the assessment of instruction and learning.	75.00%	25.00%	2	0.00%	0	0.00%	0	0.00%	0	8	4.75
I developed effective classroom management strategies.	75.00%	25.00%	2	0.00%	0	0.00%	0	0.00%	0	8	4.75
I gained a deeper understanding of cultural diversity.	62.50%	37.50%	3	0.00%	0	0.00%	0	0.00%	0	8	4.63
I developed skills in the use of technology.	75.00%	12.50%	1	12.50%	1	0.00%	0	0.00%	0	8	4.63
I received a strong background in motivation and human growth.	62.50%	25.00%	2	12.50%	1	0.00%	0	0.00%	0	8	4.5
I received a strong background in the development of critical thinking.	75.00%	12.50%	1	12.50%	1	0.00%	0	0.00%	0	8	4.63
I developed skills in communication and collaboration with families.	75.00%	25.00%	2	0.00%	0	0.00%	0	0.00%	0	8	4.75
						Answered	8				
						Skipped	14				



Characteristics: All above 87%

How satisfied are you with the following?

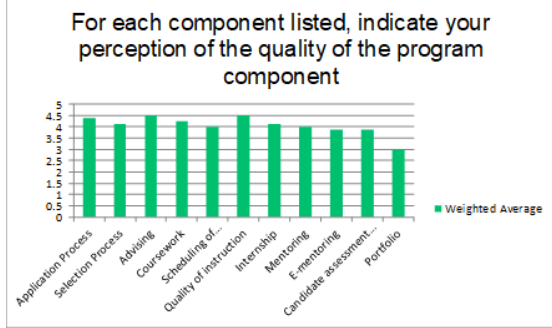
	Very Satisfied	Satisfied	Neutral	Dissatisfied	Very Dissatisfied	Total	Weighted Average					
Your decision to undertake graduate work in your field?	25.00%	2	37.50%	3	37.50%	3	0.00%	0	0.00%	0	8	3.88
Your choice of GSU for your graduate program?	25.00%	2	37.50%	3	37.50%	3	0.00%	0	0.00%	0	8	3.88
Your choice of your program?	75.00%	6	25.00%	2	0.00%	0	0.00%	0	0.00%	0	8	4.75
Your interaction with program faculty?	0.00%	0	62.50%	5	37.50%	3	0.00%	0	0.00%	0	8	3.63
Your advisor?	50.00%	4	50.00%	4	0.00%	0	0.00%	0	0.00%	0	8	4.5
						Answered	8					
						Skipped	14					



Satisfaction: Highest: 100% Advisor, Program; 62% Faculty interaction, graduate work

For each component listed, indicate your perception of the quality of the program component

	Extremely Valuable	Valuable	Neutral	Somewhat Valuable	Not at all Valuable	Total	Weighted Average					
Application Process	50.00%	4	37.50%	3	12.50%	1	0.00%	0	0.00%	0	8	4.38
Selection Process	37.50%	3	37.50%	3	25.00%	2	0.00%	0	0.00%	0	8	4.13
Advising	62.50%	5	25.00%	2	12.50%	1	0.00%	0	0.00%	0	8	4.5
Coursework	37.50%	3	50.00%	4	12.50%	1	0.00%	0	0.00%	0	8	4.25
Scheduling of coursework	37.50%	3	37.50%	3	12.50%	1	12.50%	1	0.00%	0	8	4
Quality of instruction	62.50%	5	25.00%	2	12.50%	1	0.00%	0	0.00%	0	8	4.5
Internship	50.00%	4	25.00%	2	12.50%	1	12.50%	1	0.00%	0	8	4.13
Mentoring	37.50%	3	37.50%	3	12.50%	1	12.50%	1	0.00%	0	8	4
E-mentoring	37.50%	3	25.00%	2	25.00%	2	12.50%	1	0.00%	0	8	3.88
Candidate assessment procedure	37.50%	3	37.50%	3	0.00%	0	25.00%	2	0.00%	0	8	3.88
Portfolio	12.50%	1	25.00%	2	25.00%	2	25.00%	2	12.50%	1	8	3
						Answered	8					
						Skipped	14					



Perception of quality of the program: Highest: 87% Quality of Instruction, Application process, Advising


Elementary Education

(lowest 37.5% Portfolio)

Educational Administration

The Educational Administration program prepared me to implement and demonstrate an understanding of and the capacity to implement the following:

	Strongly Agree	Agree	Neutral	Disagree	Strongly Disagree	Total	Weighted Average
Evert professional and ethical leadership	0.00%	0	0.00%	0	0.00%	0	0.00%
Manage information and evaluate programs	0.00%	0	0.00%	0	0.00%	0	0.00%
Work with curriculum, instruction, supervision and the learning environment	0.00%	0	0.00%	0	0.00%	0	0.00%
Work with professional development and human resources in a school	0.00%	0	0.00%	0	0.00%	0	0.00%
Administer student personnel services responsibilities	0.00%	0	0.00%	0	0.00%	0	0.00%
Manage educational organizations	0.00%	0	0.00%	0	0.00%	0	0.00%
						Answered	0
						Skipped	22

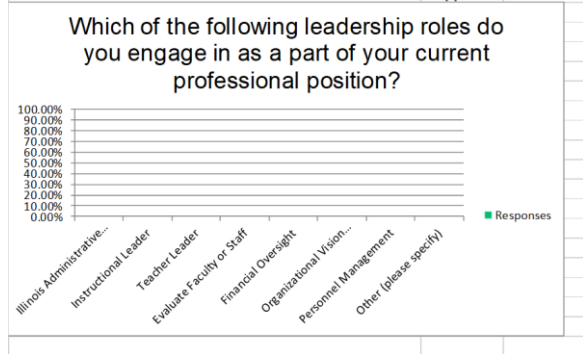


N/A

Which of the following leadership roles do you engage in as a part of your current professional position?

N/A

Answer Choices	Responses
Illinois Administrative Certificate/ License Required for Position	0.00%
Instructional Leader	0.00%
Teacher Leader	0.00%
Evaluate Faculty or Staff	0.00%
Financial Oversight	0.00%
Organizational Vision and Mission	0.00%
Personnel Management	0.00%
Other (please specify)	0.00%
	Answered
	Skipped
	0
	22



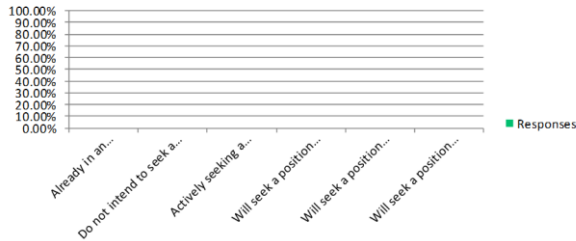
At this point in your career, what is your intention regarding a position in educational administration?

N/A

Educational Administration

Answer Choices	Responses	
Already in an administrative position	0.00%	0
Do not intend to seek a position	0.00%	0
Actively seeking a position	0.00%	0
Will seek a position within 5 years	0.00%	0
Will seek a position within 6 or more years	0.00%	0
Will seek a position outside of education	0.00%	0
Answered		0
Skipped		22

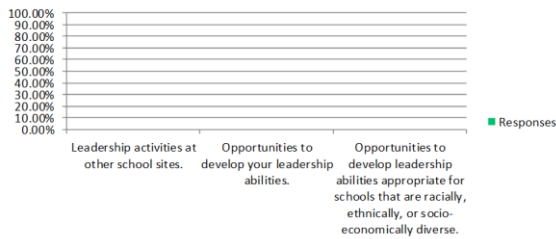
At this point in your career, what is your intention regarding a position in educational administration?



To what extent were you able to engage in the following during your practicum experience?

Answer Choices	Responses	
Leadership activities at other school sites.	0.00%	0
Opportunities to develop your leadership abilities.	0.00%	0
Opportunities to develop leadership abilities appropriate for schools that are racially, ethnically, or socio-economically diverse.	0.00%	0
Answered		0
Skipped		22

To what extent were you able to engage in the following during your practicum experience?

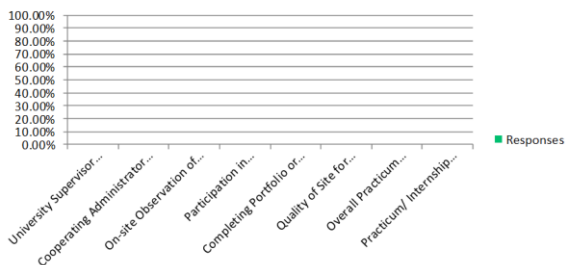


N/A

How valuable were the following in your practicum experience?

Answer Choices	Responses	
University Supervisor Feedback	0.00%	0
Cooperating Administrator Feedback	0.00%	0
On-site Observation of your Administrative Practice	0.00%	0
Participation in Administrative Activities	0.00%	0
Completing Portfolio or Related Documentation	0.00%	0
Quality of Site for Professional Learning	0.00%	0
Overall Practicum Experience	0.00%	0
Practicum/ Internship Seminars	0.00%	0
Answered		0
Skipped		22

How valuable were the following in your practicum experience?



N/A

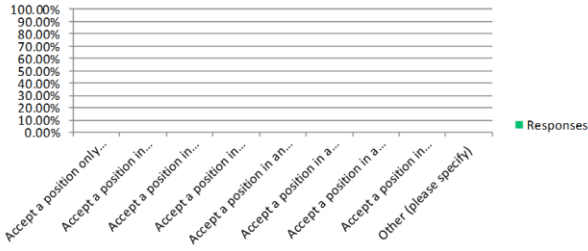
If you intend to seek a position, which of the following best describes your intentions?

N/A

Educational Administration

Answer Choices	Responses	
Accept a position only in my current school	0.00%	0
Accept a position in another school in my current district	0.00%	0
Accept a position in another district but with no plans to relocate	0.00%	0
Accept a position in another district and willing to relocate	0.00%	0
Accept a position in an Elementary School	0.00%	0
Accept a position in a Middle School or Junior High School	0.00%	0
Accept a position in a High School	0.00%	0
Accept a position in Central Office	0.00%	0
Other (please specify)	0.00%	0
	Answered	0
	Skipped	22

If you intend to seek a position, which of the following best describes your intentions?

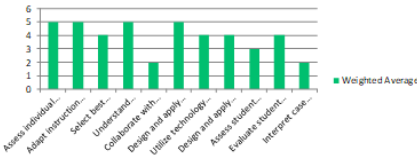


Multicategorical Special Education

As a result of the completion of The Multicategorical Special Education Program, I improved or acquired the following competencies:

	Strongly Agree	Agree	Neutral	Disagree	Strongly Disagree	Total	Weighted Average
Assess individual learning needs formally and informally.	100.00%	1	0.00%	0	0.00%	0	0.00%
Adapt instruction for individual learners.	100.00%	1	0.00%	0	0.00%	0	0.00%
Select best instructional method for individuals with disabilities.	0.00%	0	100.00%	1	0.00%	0	0.00%
Understand compliance with Federal and State laws governing S	100.00%	1	0.00%	0	0.00%	0	0.00%
Collaborate with educators, staff, administrators, parents and stl	0.00%	0	0.00%	0	100.00%	1	0.00%
Design and apply behavior management plans.	100.00%	1	0.00%	0	0.00%	0	0.00%
Utilize technology for instruction.	0.00%	0	100.00%	1	0.00%	0	0.00%
Design and apply Individual Educational Plans (IEPs)	0.00%	0	100.00%	1	0.00%	0	0.00%
Assess student achievement.	0.00%	0	0.00%	0	100.00%	1	0.00%
Evaluate student learning outcomes.	0.00%	0	100.00%	1	0.00%	0	0.00%
Interpret case study information for preparation and instruction.	0.00%	0	0.00%	0	100.00%	1	0.00%
						Answered	1
						Skipped	21

As a result of the completion of The Multicategorical Special Education Program, I improved or acquired the following competencies:



Highest Competencies: All 100%

Multicategorical Special Education

N/A

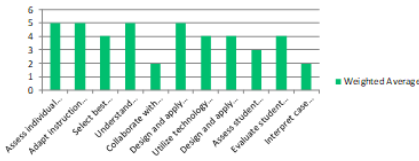
As a result of the completion of The Multicategorical Special Education Program, I improved or acquired the following competencies:

N/A

Multicategorical Special Education

	Strongly Agree	Agree	Neutral	Disagree	Strongly Disagree
Assess individual learning needs formally and informally.	100.00%	0.00%	0.00%	0.00%	0.00%
Adapt instruction for individual learners.	100.00%	0.00%	0.00%	0.00%	0.00%
Select best instructional method for individuals with disabilities.	0.00%	100.00%	0.00%	0.00%	0.00%
Understand compliance with Federal and State laws governing S	100.00%	0.00%	0.00%	0.00%	0.00%
Collaborate with educators, staff, administrators, parents and stu	0.00%	0.00%	0.00%	100.00%	0.00%
Design and apply behavior management plans.	100.00%	0.00%	0.00%	0.00%	0.00%
Utilize technology for instruction.	0.00%	100.00%	0.00%	0.00%	0.00%
Design and apply Individual Educational Plans (IEPs)	0.00%	100.00%	0.00%	0.00%	0.00%
Assess student achievement.	0.00%	0.00%	100.00%	0.00%	0.00%
Evaluate student learning outcomes.	0.00%	100.00%	0.00%	0.00%	0.00%
Interpret case study information for preparation and instruction.	0.00%	0.00%	0.00%	100.00%	0.00%

As a result of the completion of The Multicategorical Special Education Program, I improved or acquired the following competencies:



Highest Competencies: All 100%

N/A

Multicategorical Special Education

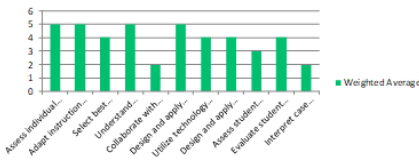
N/A

As a result of the completion of The Multicategorical Special Education Program, I improved or acquired the following competencies:

N/A

	Strongly Agree	Agree	Neutral	Disagree	Strongly Disagree
Assess individual learning needs formally and informally.	100.00%	0.00%	0.00%	0.00%	0.00%
Adapt instruction for individual learners.	100.00%	0.00%	0.00%	0.00%	0.00%
Select best instructional method for individuals with disabilities.	0.00%	100.00%	0.00%	0.00%	0.00%
Understand compliance with Federal and State laws governing S	100.00%	0.00%	0.00%	0.00%	0.00%
Collaborate with educators, staff, administrators, parents and stu	0.00%	0.00%	0.00%	100.00%	0.00%
Design and apply behavior management plans.	100.00%	0.00%	0.00%	0.00%	0.00%
Utilize technology for instruction.	0.00%	100.00%	0.00%	0.00%	0.00%
Design and apply Individual Educational Plans (IEPs)	0.00%	100.00%	0.00%	0.00%	0.00%
Assess student achievement.	0.00%	0.00%	100.00%	0.00%	0.00%
Evaluate student learning outcomes.	0.00%	100.00%	0.00%	0.00%	0.00%
Interpret case study information for preparation and instruction.	0.00%	0.00%	0.00%	100.00%	0.00%

As a result of the completion of The Multicategorical Special Education Program, I improved or acquired the following competencies:




School Psychology

As a result of the completion of The School Psychology Program, I improved or acquired the following competencies:

	Strongly Agree	Agree	Neutral	Disagree	Strongly Disagree	Total	Weighted Average
Knowledge of public school organization and operations	0.00%	0.00%	0.00%	0.00%	0.00%	0	0
Familiarization with multiple roles and functions of the school psy	0.00%	0.00%	0.00%	0.00%	0.00%	0	0
Knowledge of how to discover and access community resources	0.00%	0.00%	0.00%	0.00%	0.00%	0	0
Knowledge of cognitive assessment procedures and common in	0.00%	0.00%	0.00%	0.00%	0.00%	0	0
Knowledge of personality assessment procedures and common	0.00%	0.00%	0.00%	0.00%	0.00%	0	0
Knowledge of achievement assessment procedures and comm	0.00%	0.00%	0.00%	0.00%	0.00%	0	0
Knowledge of curriculum-based assessment procedures and co	0.00%	0.00%	0.00%	0.00%	0.00%	0	0
Consultation skills with teachers	0.00%	0.00%	0.00%	0.00%	0.00%	0	0
Consultation skills with parents	0.00%	0.00%	0.00%	0.00%	0.00%	0	0
Consultation skills with other staff	0.00%	0.00%	0.00%	0.00%	0.00%	0	0
Ability to implement counseling skills for individuals	0.00%	0.00%	0.00%	0.00%	0.00%	0	0
Ability to implement counseling skills for groups	0.00%	0.00%	0.00%	0.00%	0.00%	0	0
Skills in research	0.00%	0.00%	0.00%	0.00%	0.00%	0	0
Skills in program evaluation	0.00%	0.00%	0.00%	0.00%	0.00%	0	0
Knowledge of ethics and legal issues	0.00%	0.00%	0.00%	0.00%	0.00%	0	0
						Answered	0
						Skipped	22

As a result of the completion of The School Psychology Program, I improved or acquired the following competencies:



School Psychology

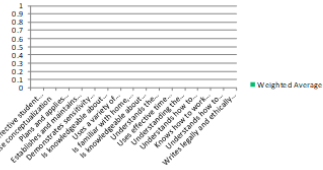
N/A

My School Psychology Program prepared me to implement the following practices:

N/A

	Extremely Well	Well	Adequately	Poorly	Not At All	Total	Weight
Conducts effective student assessments in an efficient manner.	0.00%	0.00%	0.00%	0.00%	0.00%	0.00%	0.00%
Case conceptualization	0.00%	0.00%	0.00%	0.00%	0.00%	0.00%	0.00%
Plans and applies appropriate interventions and followup proced.	0.00%	0.00%	0.00%	0.00%	0.00%	0.00%	0.00%
Establishes and maintains effective helping relationships with stu.	0.00%	0.00%	0.00%	0.00%	0.00%	0.00%	0.00%
Demonstrates sensitivity towards culturally and linguistically dive	0.00%	0.00%	0.00%	0.00%	0.00%	0.00%	0.00%
Is knowledgeable about ethical standards of school psychology	0.00%	0.00%	0.00%	0.00%	0.00%	0.00%	0.00%
Uses a variety of professional resources such as appraisal instru	0.00%	0.00%	0.00%	0.00%	0.00%	0.00%	0.00%
Is familiar with home, school, and community resources to supp	0.00%	0.00%	0.00%	0.00%	0.00%	0.00%	0.00%
Is knowledgeable about principles and practices governing scho	0.00%	0.00%	0.00%	0.00%	0.00%	0.00%	0.00%
Understands the importance of expanding the awareness of scho	0.00%	0.00%	0.00%	0.00%	0.00%	0.00%	0.00%
Uses effective time management strategies.	0.00%	0.00%	0.00%	0.00%	0.00%	0.00%	0.00%
Understanding the importance of school policies and procedures	0.00%	0.00%	0.00%	0.00%	0.00%	0.00%	0.00%
Understands how to facilitate a meeting requiring reports of astu	0.00%	0.00%	0.00%	0.00%	0.00%	0.00%	0.00%
Knows how to work collaboratively with school staff and families.	0.00%	0.00%	0.00%	0.00%	0.00%	0.00%	0.00%
Understands how to effectively evaluate interventions focus and r	0.00%	0.00%	0.00%	0.00%	0.00%	0.00%	0.00%
Writes legally and ethically sound psycho-educational reports.	0.00%	0.00%	0.00%	0.00%	0.00%	0.00%	0.00%
						Answered	
						Skipped	

My School Psychology Program prepared me to implement the following practices:



N/A

N/A


School Psychology

As a result of the completion of The School Psychology Program, I improved or acquired the following competencies:

N/A

	Strongly Agree	Agree	Neutral	Disagree	Strongly Disagree
Knowledge of public school organization and operations	0.00%	0.00%	0.00%	0.00%	0.00%
Familiarization with multiple roles and functions of the school psy	0.00%	0.00%	0.00%	0.00%	0.00%
Knowledge of how to discover and access community resources	0.00%	0.00%	0.00%	0.00%	0.00%
Knowledge of cognitive assessment procedures and common in	0.00%	0.00%	0.00%	0.00%	0.00%
Knowledge of personality assessment procedures and common	0.00%	0.00%	0.00%	0.00%	0.00%
Knowledge of achievement assessment procedures and commc	0.00%	0.00%	0.00%	0.00%	0.00%
Knowledge of curriculum-based assessment procedures and co	0.00%	0.00%	0.00%	0.00%	0.00%
Consultation skills with teachers	0.00%	0.00%	0.00%	0.00%	0.00%
Consultation skills with parents	0.00%	0.00%	0.00%	0.00%	0.00%
Consultation skills with other staff	0.00%	0.00%	0.00%	0.00%	0.00%
Ability to implement counseling skills for individuals	0.00%	0.00%	0.00%	0.00%	0.00%
Ability to implement counseling skills for groups	0.00%	0.00%	0.00%	0.00%	0.00%
Skills in research	0.00%	0.00%	0.00%	0.00%	0.00%
Skills in program evaluation	0.00%	0.00%	0.00%	0.00%	0.00%
Knowledge of ethics and legal issues	0.00%	0.00%	0.00%	0.00%	0.00%

As a result of the completion of The School Psychology Program, I improved or acquired the following competencies:



N/A

N/A

School Counseling

My School Counseling Program prepared me to implement the following practices:

School Counseling

	Extremely Well	Well	Adequately	Poorly	Not at All	Total	Weighted Average
Applying scientific processes and concepts to human behavior, for	0.00%	0	0.00%	0	0.00%	0	0.00%
Understanding concepts of socialization and change of human behavior	0.00%	0	0.00%	0	0.00%	0	0.00%
Using theoretical and practical applications in the field of counseling	0.00%	0	0.00%	0	0.00%	0	0.00%
Developing and applying basic interpersonal skills necessary for	0.00%	0	0.00%	0	0.00%	0	0.00%
Developing and applying various counseling and therapy techniques	0.00%	0	0.00%	0	0.00%	0	0.00%
Integrating occupational and practical skills in counseling through	0.00%	0	0.00%	0	0.00%	0	0.00%
Being sensitive to cultural diversity and special needs of clients	0.00%	0	0.00%	0	0.00%	0	0.00%
Using a variety of professional resources such as appraisal instruments	0.00%	0	0.00%	0	0.00%	0	0.00%
Understanding and adhering to ethical standards of the counseling	0.00%	0	0.00%	0	0.00%	0	0.00%
Participating in professional development activities including professional	0.00%	0	0.00%	0	0.00%	0	0.00%
Making optimal use of supervision	0.00%	0	0.00%	0	0.00%	0	0.00%
Documenting and evaluating performance of assigned tasks	0.00%	0	0.00%	0	0.00%	0	0.00%
Assessing students in transition to the next grade and/or educational	0.00%	0	0.00%	0	0.00%	0	0.00%
Inform administrators, teachers, students and parents about the	0.00%	0	0.00%	0	0.00%	0	0.00%
Use the appropriate skills in providing individual and group counseling	0.00%	0	0.00%	0	0.00%	0	0.00%
Effectively assist students with educational and career decisions	0.00%	0	0.00%	0	0.00%	0	0.00%
Provide consultation to teachers with special emphasis in helping	0.00%	0	0.00%	0	0.00%	0	0.00%
Consult with parents with regard to students' academic and social	0.00%	0	0.00%	0	0.00%	0	0.00%
Administer assessment instruments to assist students in understanding	0.00%	0	0.00%	0	0.00%	0	0.00%
Effectively and appropriately interpret test scores for students, parents	0.00%	0	0.00%	0	0.00%	0	0.00%
Efficiently coordinate referrals to school psychologists, nurses, social	0.00%	0	0.00%	0	0.00%	0	0.00%
Contribute to interdisciplinary meetings reviewing student cases	0.00%	0	0.00%	0	0.00%	0	0.00%
						Answered	0
						Skipped	22

My School Psychology Program prepared me to implement the following practices:



N/A

School Counseling

My School Counseling Program prepared me to implement the following practices:

	Extremely Well	Well	Adequately	Poorly	Not at All
Applying scientific processes and concepts to human behavior, for	0.00%	0	0.00%	0	0.00%
Understanding concepts of socialization and change of human behavior	0.00%	0	0.00%	0	0.00%
Using theoretical and practical applications in the field of counseling	0.00%	0	0.00%	0	0.00%
Developing and applying basic interpersonal skills necessary for	0.00%	0	0.00%	0	0.00%
Developing and applying various counseling and therapy techniques	0.00%	0	0.00%	0	0.00%
Integrating occupational and practical skills in counseling through	0.00%	0	0.00%	0	0.00%
Being sensitive to cultural diversity and special needs of clients	0.00%	0	0.00%	0	0.00%
Using a variety of professional resources such as appraisal instruments	0.00%	0	0.00%	0	0.00%
Understanding and adhering to ethical standards of the counseling	0.00%	0	0.00%	0	0.00%
Participating in professional development activities including professional	0.00%	0	0.00%	0	0.00%
Making optimal use of supervision	0.00%	0	0.00%	0	0.00%
Documenting and evaluating performance of assigned tasks	0.00%	0	0.00%	0	0.00%
Assessing students in transition to the next grade and/or educational	0.00%	0	0.00%	0	0.00%
Inform administrators, teachers, students and parents about the	0.00%	0	0.00%	0	0.00%
Use the appropriate skills in providing individual and group counseling	0.00%	0	0.00%	0	0.00%
Effectively assist students with educational and career decisions	0.00%	0	0.00%	0	0.00%
Provide consultation to teachers with special emphasis in helping	0.00%	0	0.00%	0	0.00%
Consult with parents with regard to students' academic and social	0.00%	0	0.00%	0	0.00%
Administer assessment instruments to assist students in understanding	0.00%	0	0.00%	0	0.00%
Effectively and appropriately interpret test scores for students, parents	0.00%	0	0.00%	0	0.00%
Efficiently coordinate referrals to school psychologists, nurses, social	0.00%	0	0.00%	0	0.00%
Contribute to interdisciplinary meetings reviewing student cases	0.00%	0	0.00%	0	0.00%

My School Psychology Program prepared me to implement the following practices:



N/A

School Counseling

My School Counseling Program prepared me to implement the following practices:

N/A

N/A

N/A

N/A

N/A

School Counseling

	Extremely Well	Well	Adequately	Poorly	Not at
Applying scientific processes and concepts to human behavior.	0.00%	0	0.00%	0	0.00%
Understanding concepts of socialization and change of human behavior.	0.00%	0	0.00%	0	0.00%
Using theoretical and practical applications in the field of counseling.	0.00%	0	0.00%	0	0.00%
Developing and applying basic interpersonal skills necessary for counseling.	0.00%	0	0.00%	0	0.00%
Developing and applying various counseling and therapy techniques.	0.00%	0	0.00%	0	0.00%
Integrating occupational and practical skills in counseling through experiential methods.	0.00%	0	0.00%	0	0.00%
Being sensitive to cultural diversity and special needs of clients.	0.00%	0	0.00%	0	0.00%
Using a variety of professional resources such as appraisal instruments.	0.00%	0	0.00%	0	0.00%
Understanding and adhering to ethical standards of the counseling profession.	0.00%	0	0.00%	0	0.00%
Participating in professional development activities including conferences and workshops.	0.00%	0	0.00%	0	0.00%
Making optimal use of supervision.	0.00%	0	0.00%	0	0.00%
Documenting and evaluating performance of assigned tasks.	0.00%	0	0.00%	0	0.00%
Assessing students in transition to the next grade and/or educational level.	0.00%	0	0.00%	0	0.00%
Inform administrators, teachers, students and parents about the school counseling program.	0.00%	0	0.00%	0	0.00%
Use the appropriate skills in providing individual and group counseling.	0.00%	0	0.00%	0	0.00%
Effectively assist students with educational and career decisions.	0.00%	0	0.00%	0	0.00%
Provide consultation to teachers with special emphasis in helping students with learning disabilities.	0.00%	0	0.00%	0	0.00%
Consult with parents with regard to students' academic and social adjustment.	0.00%	0	0.00%	0	0.00%
Administer assessment instruments to assist students in understanding their strengths and weaknesses.	0.00%	0	0.00%	0	0.00%
Effectively and appropriately interpret test scores for students and parents.	0.00%	0	0.00%	0	0.00%
Efficiently coordinate referrals to school psychologists, nurses, social workers, etc.	0.00%	0	0.00%	0	0.00%
Contribute to interdisciplinary meetings reviewing student cases.	0.00%	0	0.00%	0	0.00%

My School Psychology Program prepared me to implement the following practices:

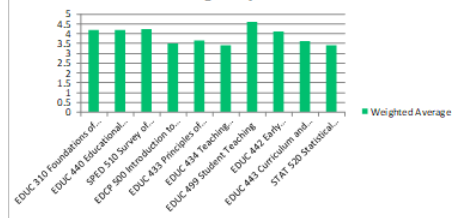


Secondary

My program prepared me to meet the following subject areas

	Strongly Agree	Agree	Neutral	Disagree	Strongly Disagree	Total	Weighted Average					
EDUC 310 Foundations of Education	40.00%	4	40.00%	4	20.00%	2	0.00%	0	0.00%	0	10	4.2
EDUC 440 Educational Psychology in Action	40.00%	4	40.00%	4	20.00%	2	0.00%	0	0.00%	0	10	4.2
SPED 510 Survey of Exceptional Students	44.44%	4	33.33%	3	22.22%	2	0.00%	0	0.00%	0	9	4.22
EDCP 500 Introduction to Educational Technology	20.00%	2	20.00%	2	40.00%	4	10.00%	1	10.00%	1	10	3.5
EDUC 433 Principles of Science Education	22.22%	2	11.11%	1	55.56%	5	11.11%	1	0.00%	0	9	3.67
EDUC 434 Teaching Secondary School Science	20.00%	2	10.00%	1	50.00%	5	10.00%	1	10.00%	1	10	3.4
EDUC 499 Student Teaching	70.00%	7	20.00%	2	10.00%	1	0.00%	0	0.00%	0	10	4.6
EDUC 442 Early Adolescent Educational Psychology	40.00%	4	20.00%	2	30.00%	3	10.00%	1	0.00%	0	10	4.1
EDUC 443 Curriculum and Methods for Middle Schools (Middle Level)	20.00%	2	20.00%	2	60.00%	6	0.00%	0	0.00%	0	10	3.6
STAT 520 Statistical Methods	20.00%	2	10.00%	1	50.00%	5	10.00%	1	10.00%	1	10	3.4
											Answered	10
											Skipped	12

My program prepared me to meet the following subject areas



Preparation in subject area: Highest: 90% EDUC 499; 80% EDUC 310, 440; (lowest 30% EDUC 434, STAT 520)

I would list the following strengths of micro-teaching in order of importance as:

Strengths of Micro-Teaching:
55% Ranked second; 33% Ranked 3rd; 11% Ranked 1st

I would list the following improvements for micro-teaching in order of importance as:

Improvement of Micro-Teaching:
66% Ranked 1st; 33% Ranked 2nd

I would list the following strengths of student teaching in order of importance as:

Strengths of Micro-Teaching:
55% Ranked second; 33% Ranked 3rd; 11% Ranked 1st

Do you have any suggestions for improving the student teaching experience

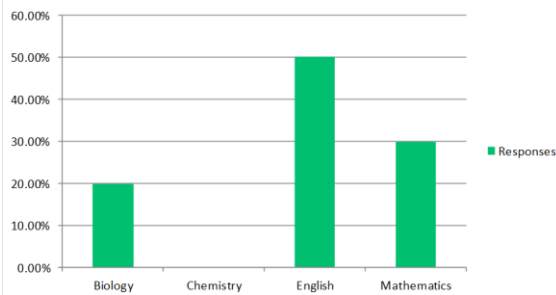
My major is:

Secondary Major:
5 English; 3 Math; 2 Biology

Secondary

Answer Choice:	Responses
Biology	20.00% 2
Chemistry	0.00% 0
English	50.00% 5
Mathematics	30.00% 3
Answered	10
Skipped	12

My major is:

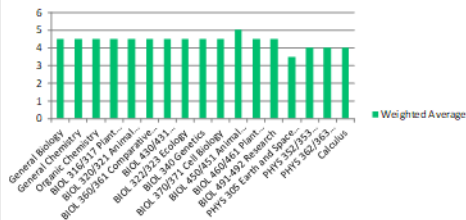


Biology

My program prepared me to meet the following subject areas

	Strongly Agree	Agree	Neutral	Disagree	Strongly Disagree	Total	Weighted Average	
General Biology	50.00%	1	50.00%	1	0.00%	0	2	4.5
General Chemistry	50.00%	1	50.00%	1	0.00%	0	2	4.5
Organic Chemistry	50.00%	1	50.00%	1	0.00%	0	2	4.5
BIOL 316/317 Plant Diversity (or equivalent-Botany)	50.00%	1	50.00%	1	0.00%	0	2	4.5
BIOL 320/321 Animal Diversity (or equivalent- Zoology)	50.00%	1	50.00%	1	0.00%	0	2	4.5
BIOL 360/361 Comparative Anatomy (or equivalent)	50.00%	1	50.00%	1	0.00%	0	2	4.5
BIOL 430/431 Microbiology (or equivalent)	50.00%	1	50.00%	1	0.00%	0	2	4.5
BIOL 322/323 Ecology	50.00%	1	50.00%	1	0.00%	0	2	4.5
BIOL 340 Genetics	50.00%	1	50.00%	1	0.00%	0	2	4.5
BIOL 370/371 Cell Biology	50.00%	1	50.00%	1	0.00%	0	2	4.5
BIOL 450/451 Animal Physiology	100.00%	2	0.00%	0	0.00%	0	2	5
BIOL 460/461 Plant Physiology	50.00%	1	50.00%	1	0.00%	0	2	4.5
BIOL 491-492 Research	50.00%	1	50.00%	1	0.00%	0	2	4.5
PHYS 305 Earth and Space Science	50.00%	1	0.00%	0	50.00%	1	2	3.5
PHYS 352/353 Intermediate Physics I	50.00%	1	0.00%	0	50.00%	1	2	4
PHYS 362/363 Intermediate Physics II	50.00%	1	0.00%	0	50.00%	1	2	4
Calculus	50.00%	1	0.00%	0	50.00%	1	2	4
Answered						2		
Skipped						20		

My program prepared me to meet the following subject areas

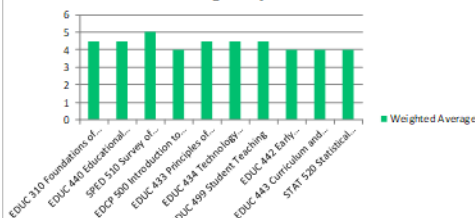


Highest prep in subject areas: All 100% with exception of ... (lowest 50% Calculus, Physics 305, 353, 362)

My program prepared me to meet the following subject areas

	Strongly Agree	Agree	Neutral	Disagree	Strongly Disagree	Total	Weighted Average	
EDUC 310 Foundations of Education	50.00%	1	50.00%	1	0.00%	0	2	4.5
EDUC 440 Educational Psychology in Action	50.00%	1	50.00%	1	0.00%	0	2	4.5
SPED 510 Survey of Exceptional Students	100.00%	2	0.00%	0	0.00%	0	2	5
EDCP 800 Introduction to Educational Technology	50.00%	1	0.00%	0	50.00%	1	2	4
EDUC 433 Principles of Science Education	50.00%	1	50.00%	1	0.00%	0	2	4.5
EDUC 434 Technology School Science	50.00%	1	50.00%	1	0.00%	0	2	4.5
EDUC 469 Student Teaching	50.00%	1	50.00%	1	0.00%	0	2	4.5
EDUC 442 Early Adolescent Educational Psychology	50.00%	1	0.00%	0	50.00%	1	2	4
EDUC 443 Curriculum and Methods for Middle Schools (Middle School)	50.00%	1	0.00%	0	50.00%	1	2	4
STAT 520 Statistical Methods	50.00%	1	0.00%	0	50.00%	1	2	4
Answered						2		
Skipped						20		

My program prepared me to meet the following subject areas

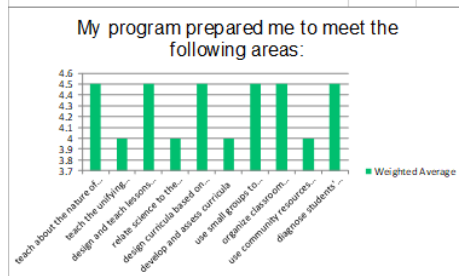


Biology

Highest prep in subject areas: All 100% with exception of ...
(lowest 50% EDUC 442, 443, Stat 520)

My program prepared me to meet the following areas:

	Strongly Agree	Agree	Neutral	Disagree	Strongly Disagree	Total	Weighted Average					
teach about the nature of science	50.00%	1	50.00%	1	0.00%	0	0.00%	0	0.00%	0	2	4.5
teach the unifying concepts of science	50.00%	1	0.00%	0	50.00%	1	0.00%	0	0.00%	0	2	4
design and teach lessons based on social and technological issues	50.00%	1	50.00%	1	0.00%	0	0.00%	0	0.00%	0	2	4.5
relate science to the lives and interests of students	50.00%	1	0.00%	0	50.00%	1	0.00%	0	0.00%	0	2	4
design curricula based on state and national standards	50.00%	1	50.00%	1	0.00%	0	0.00%	0	0.00%	0	2	4.5
develop and assess curricula	50.00%	1	0.00%	0	50.00%	1	0.00%	0	0.00%	0	2	4
use small groups to facilitate inquiry	50.00%	1	50.00%	1	0.00%	0	0.00%	0	0.00%	0	2	4.5
organize classroom experiences effectively	50.00%	1	50.00%	1	0.00%	0	0.00%	0	0.00%	0	2	4.5
use community resources to extend and enhance learning	50.00%	1	0.00%	0	50.00%	1	0.00%	0	0.00%	0	2	4
diagnose students' alternative conceptions to design effective tests	50.00%	1	50.00%	1	0.00%	0	0.00%	0	0.00%	0	2	4.5
						Answered					2	
						Skipped					20	




Highest prep in pedagogy: All 100% with exception of ...
(lowest 50% unifying concepts, relate science to interest of students, community resources)

Chemistry

My program prepared me to meet the following subject areas:

	Extremely Well	Well	Adequately	Poorly	Not at All	Total	Weighted Average
General Chemistry	0.00%	0	0.00%	0	0.00%	0	0.00%
Organic Chemistry	0.00%	0	0.00%	0	0.00%	0	0.00%
Analytic Chemistry	0.00%	0	0.00%	0	0.00%	0	0.00%
Instrumental Analysis	0.00%	0	0.00%	0	0.00%	0	0.00%
Biochemistry	0.00%	0	0.00%	0	0.00%	0	0.00%
Environmental Chemistry	0.00%	0	0.00%	0	0.00%	0	0.00%
Physical Chemistry	0.00%	0	0.00%	0	0.00%	0	0.00%
Advanced Inorganic Chemistry	0.00%	0	0.00%	0	0.00%	0	0.00%
Industrial Chemistry	0.00%	0	0.00%	0	0.00%	0	0.00%
Polymer Chemistry	0.00%	0	0.00%	0	0.00%	0	0.00%
Toxicology	0.00%	0	0.00%	0	0.00%	0	0.00%
Calculus	0.00%	0	0.00%	0	0.00%	0	0.00%
PHYS 352/353 Intermediate Physics I	0.00%	0	0.00%	0	0.00%	0	0.00%
PHYS 362/363 Intermediate Physics II	0.00%	0	0.00%	0	0.00%	0	0.00%
Biology Selective	0.00%	0	0.00%	0	0.00%	0	0.00%
STAT 520 Statistical Methods	0.00%	0	0.00%	0	0.00%	0	0.00%
Computer Science	0.00%	0	0.00%	0	0.00%	0	0.00%
						Answered	0
						Skipped	22



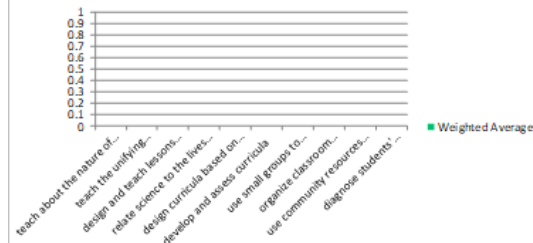
N/A

My Chemistry Program prepared me to implement the following practices:

Chemistry

	Extremely Well	Well	Adequately	Poorly	Not at All	Total	Weighted Average
teach about the nature of science	0.00%	0	0.00%	0	0.00%	0	0
teach the unifying concepts of science	0.00%	0	0.00%	0	0.00%	0	0
design and teach lessons based on social and technological issues	0.00%	0	0.00%	0	0.00%	0	0
relate science to the lives and interests of students	0.00%	0	0.00%	0	0.00%	0	0
design curricula based on state and national standards	0.00%	0	0.00%	0	0.00%	0	0
develop and assess curricula	0.00%	0	0.00%	0	0.00%	0	0
use small groups to facilitate inquiry	0.00%	0	0.00%	0	0.00%	0	0
organize classroom experiences effectively	0.00%	0	0.00%	0	0.00%	0	0
use community resources to extend and enhance learning	0.00%	0	0.00%	0	0.00%	0	0
diagnose students' alternative conceptions to design effective tests	0.00%	0	0.00%	0	0.00%	0	0
							Answered
							Skipped

My Chemistry Program prepared me to implement the following practices:



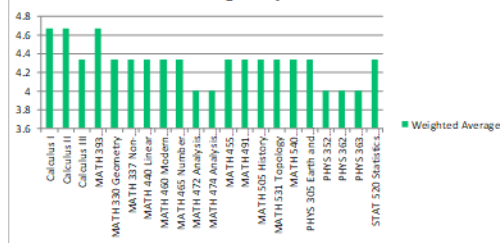
N/A

Mathematics

My program prepared me to meet the following subject areas

	Extremely Well	Well	Adequately	Poorly	Not at All	Total	Weighted Average
Calculus I	66.67%	2	33.33%	1	0.00%	3	4.67
Calculus II	66.67%	2	33.33%	1	0.00%	3	4.67
Calculus III	33.33%	1	66.67%	2	0.00%	3	4.33
MATH 393 Mathematics Laboratory	66.67%	2	33.33%	1	0.00%	3	4.67
MATH 330 Geometry	33.33%	1	66.67%	2	0.00%	3	4.33
MATH 337 Non-Euclidean Geometry	33.33%	1	66.67%	2	0.00%	3	4.33
MATH 440 Linear Algebra	33.33%	1	66.67%	2	0.00%	3	4.33
MATH 480 Modern Algebra	33.33%	1	66.67%	2	0.00%	3	4.33
MATH 485 Number Theory	33.33%	1	66.67%	2	0.00%	3	4.33
MATH 472 Analysis I: Real Variables	33.33%	1	33.33%	1	33.33%	3	4
MATH 474 Analysis II: Complex Variables	33.33%	1	33.33%	1	33.33%	3	4
MATH 455 Differential Equations	33.33%	1	66.67%	2	0.00%	3	4.33
MATH 491 Advanced Calculus	33.33%	1	66.67%	2	0.00%	3	4.33
MATH 505 History of Mathematics	33.33%	1	66.67%	2	0.00%	3	4.33
MATH 531 Topology	33.33%	1	66.67%	2	0.00%	3	4.33
MATH 540 Introduction to Probability	33.33%	1	66.67%	2	0.00%	3	4.33
PHYS 305 Earth and Space Science	33.33%	1	66.67%	2	0.00%	3	4.33
PHYS 352 Intermediate Physics I Laboratory	33.33%	1	33.33%	1	33.33%	3	4
PHYS 362 Intermediate Physics II	33.33%	1	33.33%	1	33.33%	3	4
PHYS 363 Intermediate Physics II Laboratory	33.33%	1	33.33%	1	33.33%	3	4
STAT 520 Statistics Methods	33.33%	1	66.67%	2	0.00%	3	4.33
						Answered	3
						Skipped	19

My program prepared me to meet the following subject areas



Highest: All 100% with exception of ...
(lowest 66% Math 472; 474, PHYS 353, 362, 363)

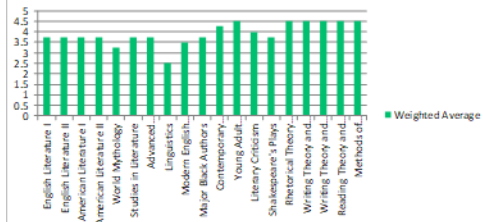
English

My program prepared me to meet the following subject areas

English

	Extremely Well	Well	Adequately	Poorly	Not at All	Total	Weighted Average					
English Literature I	25.00%	1	25.00%	1	50.00%	2	0.00%	0	0.00%	0	4	3.75
English Literature II	25.00%	1	25.00%	1	50.00%	2	0.00%	0	0.00%	0	4	3.75
American Literature I	25.00%	1	25.00%	1	50.00%	2	0.00%	0	0.00%	0	4	3.75
American Literature II	25.00%	1	25.00%	1	50.00%	2	0.00%	0	0.00%	0	4	3.75
World Mythology	25.00%	1	25.00%	1	25.00%	1	0.00%	0	25.00%	1	4	3.25
Studies in Literature	25.00%	1	25.00%	1	50.00%	2	0.00%	0	0.00%	0	4	3.75
Advanced Composition	25.00%	1	25.00%	1	50.00%	2	0.00%	0	0.00%	0	4	3.75
Linguistics	25.00%	1	0.00%	0	25.00%	1	0.00%	0	50.00%	2	4	2.5
Modern English Grammar	25.00%	1	25.00%	1	25.00%	1	25.00%	1	0.00%	0	4	3.5
Major Black Authors	50.00%	2	25.00%	1	0.00%	0	0.00%	0	25.00%	1	4	3.75
Contemporary Literature	50.00%	2	25.00%	1	25.00%	1	0.00%	0	0.00%	0	4	4.25
Young Adult Literature	50.00%	2	50.00%	2	0.00%	0	0.00%	0	0.00%	0	4	4.5
Literary Criticism	25.00%	1	50.00%	2	25.00%	1	0.00%	0	0.00%	0	4	4
Shakespeare's Plays	50.00%	2	25.00%	1	0.00%	0	0.00%	0	25.00%	1	4	3.75
Rhetorical Theory and Practice	50.00%	2	50.00%	2	0.00%	0	0.00%	0	0.00%	0	4	4.5
Writing Theory and Practice	50.00%	2	50.00%	2	0.00%	0	0.00%	0	0.00%	0	4	4.5
Writing Theory and Practice in the Secondary Education Classroom	50.00%	2	50.00%	2	0.00%	0	0.00%	0	0.00%	0	4	4.5
Reading Theory and Practice in Secondary Schools	50.00%	2	50.00%	2	0.00%	0	0.00%	0	0.00%	0	4	4.5
Methods of Teaching English	50.00%	2	50.00%	2	0.00%	0	0.00%	0	0.00%	0	4	4.5
											Answered	4
											Skipped	18

My program prepared me to meet the following subject areas



Preparation in subject areas: Highest: 100% Young Adult, Rhetorical, 4575, methods; 75% Black Authors, Shakespeare's Plays, Literary Criticism; 50% English Lit I, II, Am Lit, 1222, 3115, Studies in Lit, 4100, 4205; 25% Linguistics